

**UNITED STATES  
SECURITIES AND EXCHANGE COMMISSION**  
Washington, D.C. 20549

**FORM 10-K/A  
(Amendment No. 1)**

(Mark One)

ANNUAL REPORT PURSUANT TO SECTION 13 OR 15(d) OF THE SECURITIES EXCHANGE ACT OF 1934

For the fiscal year ended December 31, 2024

OR

TRANSITION REPORT PURSUANT TO SECTION 13 OR 15(d) OF THE SECURITIES EXCHANGE ACT OF 1934 FOR THE TRANSITION PERIOD FROM TO

Commission File Number 001-39493

**SPIRE GLOBAL, INC.**

(Exact name of Registrant as specified in its Charter)

**Delaware**  
(State or other jurisdiction of  
incorporation or organization)  
**8000 Towers Crescent Drive**  
**Suite 1100**  
**Vienna, Virginia**  
(Address of principal executive offices)

**85-1276957**  
(I.R.S. Employer  
Identification No.)

**22182**  
(Zip Code)

Registrant's telephone number, including area code: (202) 301-5127

Securities registered pursuant to Section 12(b) of the Act:

Title of each class	Trading Symbol(s)	Name of each exchange on which registered
Class A common stock, par value of \$0.0001 per share	SPIR	New York Stock Exchange

Securities registered pursuant to Section 12(g) of the Act: **None**

Indicate by check mark if the Registrant is a well-known seasoned issuer, as defined in Rule 405 of the Securities Act. YES  NO

Indicate by check mark if the Registrant is not required to file reports pursuant to Section 13 or 15(d) of the Act. YES  NO

Indicate by check mark whether the Registrant: (1) has filed all reports required to be filed by Section 13 or 15(d) of the Securities Exchange Act of 1934 during the preceding 12 months (or for such shorter period that the Registrant was required to file such reports), and (2) has been subject to such filing requirements for the past 90 days. YES  NO

Indicate by check mark whether the Registrant has submitted electronically every Interactive Data File required to be submitted pursuant to Rule 405 of Regulation S-T (§232.405 of this chapter) during the preceding 12 months (or for such shorter period that the Registrant was required to submit such files). YES  NO

Indicate by check mark whether the registrant is a large accelerated filer, an accelerated filer, a non-accelerated filer, smaller reporting company, or an emerging growth company. See the definitions of "large accelerated filer," "accelerated filer," "smaller reporting company," and "emerging growth company" in Rule 12b-2 of the Exchange Act.

Large accelerated filer

Accelerated filer

Non-accelerated filer

Smaller reporting company

Emerging growth company

If an emerging growth company, indicate by check mark if the registrant has elected not to use the extended transition period for complying with any new or revised financial accounting standards provided pursuant to Section 13(a) of the Exchange Act.

Indicate by check mark whether the registrant has filed a report on and attestation to its management's assessment of the effectiveness of its internal control over financial reporting under Section 404(b) of the Sarbanes-Oxley Act (15 U.S.C. 7262(b)) by the registered public accounting firm that prepared or issued its audit report.

If securities are registered pursuant to Section 12(b) of the Act, indicate by check mark whether the financial statements of the registrant included in the filing reflect the correction of an error to previously issued financial statements.

Indicate by check mark whether any of those error corrections are restatements that required a recovery analysis of incentive-based compensation received by any of the registrant's executive officers during the relevant recovery period pursuant to §240.10D-1(b).

Indicate by check mark whether the Registrant is a shell company (as defined in Rule 12b-2 of the Exchange Act). YES  NO

The aggregate market value of the common stock held by non-affiliates of the Registrant on June 28, 2024, the last business day of its most recently completed second fiscal quarter, was \$268,571,000 based on the closing price of the Registrant's Class A common stock as reported by the New York Stock Exchange on that date. Shares of common stock held by each executive officer and director and by each person who owns 10% or more of the outstanding common stock have been excluded from the foregoing calculation in that such persons may be deemed affiliates. This determination of affiliate status is not necessarily a conclusive determination for other purposes.

As of April 2, 2025, the registrant had outstanding 30,967,114 shares of Class A common stock and 1,507,325 shares of Class B common stock.

#### **DOCUMENTS INCORPORATED BY REFERENCE**

Portions of the registrant's Definitive Proxy Statement relating to the 2025 Annual Meeting of Stockholders, are incorporated by reference into Part III of this Annual Report on Form 10-K/A where indicated. Such Definitive Proxy Statement will be filed with the Securities and Exchange Commission within 120 days after the end of the registrant's fiscal year ended December 31, 2024.

---

## EXPLANATORY NOTE

As previously disclosed in the Form 12b-25 filed with the Securities and Exchange Commission (the “SEC”) on April 1, 2025, on March 31, 2025, Spire Global, Inc. (the “Company”) inappropriately filed its Annual Report on Form 10-K for the year ended December 31, 2024 (the “Annual Report”) prior to the completion of the audit by its independent registered public accounting firm, PricewaterhouseCoopers LLP (“PwC”). PwC did not provide approval to include the audit report with respect to the year ended December 31, 2024 in the Annual Report and did not consent to the incorporation by reference of such audit report in certain registration statements. In addition, the version of the audit report included in the Annual Report, which PwC did not sign, omitted a paragraph disclosing substantial doubt about the Company’s ability to continue as a going concern. As a result, the Company is filing this Annual Report on Form 10-K/A for the year ended December 31, 2024 to correct these deficiencies.

No other changes have been made to the Annual Report or to the consolidated financial statements as of and for the years ended December 31, 2024 and 2023, except that Part I, Item IA, “Risk Factors,” and Part II, Item 9A, “Controls and Procedures,” have been updated to include a deficiency in the Company’s disclosure controls and procedures; Part II, Item 8, “Financial Statements and Supplementary Data,” includes the authorized PwC audit report; and Part IV, Item 15, “Exhibits and Financial Statement Schedules,” has been updated to incorporate by reference certain exhibits filed with the Annual Report and to include new certifications by our principal executive officer and principal financial officer and the authorized consent of PwC.

## TABLE OF CONTENTS

	<b>Page</b>
Special Note Regarding Forward Looking Statements	
<b>PART I</b>	
Item 1. Business	8
Item 1A. Risk Factors	17
Item 1B. Unresolved Staff Comments	57
Item 1C. Cybersecurity	58
Item 2. Properties	59
Item 3. Legal Proceedings	59
Item 4. Mine Safety Disclosures	60
<b>PART II</b>	
Item 5. Market for Registrant’s Common Equity, Related Stockholder Matters and Issuer Purchases of Equity Securities	61
Item 6. [Reserved]	61
Item 7. Management’s Discussion and Analysis of Financial Condition and Results of Operations	
Item 7A. Quantitative and Qualitative Disclosures About Market Risk	61
Item 8. Financial Statements and Supplementary Data	86
Item 9. Changes in and Disagreements With Accountants on Accounting and Financial Disclosure	127
Item 9A. Controls and Procedures	127
Item 9B. Other Information	131
Item 9C. Disclosure Regarding Foreign Jurisdictions that Prevent Inspections	131
<b>PART III</b>	
Item 10. Directors, Executive Officers and Corporate Governance	132
Item 11. Executive Compensation	132
Item 12. Security Ownership of Certain Beneficial Owners and Management and Related Stockholder Matters	132
Item 13. Certain Relationships and Related Transactions, and Director Independence	132
Item 14. Principal Accountant Fees and Services	132
<b>PART IV</b>	
Item 15. Exhibits and Financial Statement Schedules	133
Item 16. Form 10-K Summary	135
Signatures	136

## SPECIAL NOTE REGARDING FORWARD-LOOKING STATEMENTS

This Annual Report on Form 10-K contains forward-looking statements within the meaning of the federal securities laws, which statements involve substantial risks and uncertainties. Forward-looking statements generally relate to future events or our future financial or operating performance. In some cases, you can identify forward-looking statements because they contain words such as “may,” “will,” “should,” “expect,” “plan,” “anticipate,” “could,” “would,” “intend,” “target,” “project,” “contemplate,” “believe,” “estimate,” “predict,” “potential,” “seek” or “continue” or the negative of these words or other similar terms or expressions that concern our expectations, strategy, plans or intentions. Forward-looking statements contained in this Annual Report on Form 10-K include, but are not limited to, statements about:

- our ability to meet our financial covenants in the future;
- the sufficiency of our working capital in the future;
- changes in our growth, strategy, future operations, financial position, estimated revenues and losses, projected costs, prospects, and plans;
- our ability to remedy identified material weaknesses;
- failure to complete the Transactions would have a material adverse effect on us;
- uncertainties associated with the Transactions may result in our losing management and other key personnel, which could adversely affect our business and operations;
- there is no assurance that we will be able to realize the anticipated benefits from the Transactions;
- the ability to develop new offerings, services, solutions and features and bring them to market in a timely manner and make enhancements to our business;
- the quality and effectiveness of and advancements in our technology and our ability to accurately and effectively use data and engage in predictive analytics;
- overall level of customer demand for our products and services;
- expectations and timing related to product launches;
- expectations of achieving and maintaining profitability;
- projections of total addressable markets, market opportunity, and market share;
- our ability to acquire data sets, software, equipment, satellite components, and regulatory approvals from third parties;
- our expectations concerning relationships with third parties;
- our ability to acquire or develop products or technologies we believe could complement or expand our platform or to expand our products and services internationally;
- our ability to obtain and protect patents, trademarks, licenses and other intellectual property rights;
- our ability to utilize potential net operating loss carryforwards;
- developments and projections relating to our competitors and industries, such as the projected growth in demand for space-based data;
- our ability to acquire new customers and partners or obtain renewals, upgrades, or expansions from our existing customers;
- our ability to compete with existing and new competitors in existing and new markets and offerings;
- our ability to retain or recruit officers, key employees or directors;
- the planned repayment of our debt obligations;
- our future capital requirements and sources and uses of cash;
- our ability to obtain funding for our operations;

- our business, expansion plans, and opportunities;
- our expectations regarding regulatory approvals and authorizations;
- the expectations regarding the effects of existing and developing laws and regulations, including with respect to regulations around satellites, intellectual property law, and privacy and data protection; and
- global and domestic economic conditions, including currency exchange rate fluctuations, inflation, rising interest rates and geopolitical uncertainty and instability, and their impact on demand and pricing for our offerings in affected markets.

We caution you that the foregoing list may not contain all of the forward-looking statements made in this Annual Report on Form 10-K.

You should not rely upon forward-looking statements as predictions of future events. We have based the forward-looking statements contained in this Annual Report on Form 10-K primarily on our current expectations and projections about future events and trends that we believe may affect our business, financial condition, results of operations, and prospects. The outcome of the events described in these forward-looking statements is subject to risks, uncertainties, and other factors, including those described in the section titled “Risk Factors” and elsewhere in this Annual Report on Form 10-K. Moreover, we operate in a very competitive and rapidly changing environment. New risks and uncertainties emerge from time to time and it is not possible for us to predict all risks and uncertainties that could have an impact on the forward-looking statements contained in this Annual Report on Form 10-K. We cannot assure you that the results, events, and circumstances reflected in the forward-looking statements will be achieved or occur, and actual results, events, or circumstances could differ materially from those described in the forward-looking statements.

Neither we nor any other person assumes responsibility for the accuracy and completeness of any of these forward-looking statements. Moreover, the forward-looking statements made in this Annual Report on Form 10-K relate only to expectations as of the date on which the statements are made. We undertake no obligation to update any forward-looking statements made in this Annual Report on Form 10-K to reflect events or circumstances after the date of this Annual Report on Form 10-K or to reflect new information or the occurrence of unanticipated events, except as required by law. We may not actually achieve the plans, intentions or expectations disclosed in our forward-looking statements and you should not place undue reliance on our forward-looking statements. Our forward-looking statements do not reflect the potential impact of any future acquisitions, mergers, dispositions, joint ventures or investments we may make.

In addition, statements that “we believe” and similar statements reflect our beliefs and opinions on the relevant subject. These statements are based upon information available to us as of the date of this Annual Report on Form 10-K, and while we believe such information forms a reasonable basis for such statements, such information may be limited or incomplete, and our statements should not be read to indicate that we have conducted an exhaustive inquiry into, or review of, all potentially available relevant information. These statements are inherently uncertain and investors are cautioned not to unduly rely upon these statements.

## RISK FACTORS SUMMARY

Our business, financial condition, and operating results may be affected by a number of factors, whether currently known or unknown. Any one or more of such factors could directly or indirectly cause our actual results of operations and financial condition to vary materially from past or anticipated future results of operations and financial condition. Any of these factors, in whole or in part, could materially and adversely affect our business, financial condition, results of operations, and stock price. We have provided a summary of some of these risks below, with a more detailed explanation of the risks applicable to us in Part I, Item 1A, “Risk Factors” and elsewhere in this report:

- Our revenue growth rate and financial performance in recent periods may not be indicative of future performance.
- We may fail to effectively manage our growth, which would adversely affect our business, financial condition, and results of operations.
- We have a history of net losses and may not be able to achieve or maintain profitability in the future.
- Our results of operations vary and are unpredictable from period to period, which could cause the market price of our common stock to decline.
- Uncertain macroeconomic and geopolitical factors, including as a result of inflationary pressures, currency exchange rate fluctuations, trade uncertainties, military conflicts, and rising interest rates, cause instability and volatility in the global financial markets and disruptions within our industries that have negatively impacted, and could continue to negatively impact our business, our financial results, and our stock price.
- Satellites use highly complex technology and operate in the harsh environment of space and therefore are subject to significant operational risks, including exposure to space debris and other spacecraft, while in orbit.
- We rely on a limited number of government customers to provide a substantial portion of our revenue.
- Our contracts with government entities are subject to a number of risks and uncertainties.
- Our satellites and platform could fail to perform or perform at reduced levels of service because of technological malfunctions, satellite failures or deficiencies, or other performance failures, which would seriously harm our reputation, business, financial condition, and results of operations.
- Satellites are subject to construction and launch delays, launch failures, and damage or destruction during launch, the occurrence of which can materially and adversely affect our operations.
- Our reputation and brand are important to our success, and we may not be able to maintain and enhance our reputation and brand, which would adversely affect our business, financial condition, and results of operations.
- Rapid and significant technological changes in the satellite industry or the introduction of a new service solution to the market that reduces or eliminates our service performance advantage may harm our business, financial condition, and results of operations.
- Our ability to increase sales depends, in part, on the quality of our customer support and the ease of our customer experience, and a failure to offer high quality customer support and customer experience would harm our reputation and adversely affect our business, financial condition, and results of operations.
- We rely on third parties for our supply of certain of our data, equipment, satellite components software, and operational services to manage and operate our business, and any failure or interruption with these third parties could adversely affect our business, financial condition, and results of operations.
- We manufacture our satellites in-house at a single manufacturing facility in the United Kingdom. Any impairment to our manufacturing facility could cause us to incur additional costs and delays in the production and launch of our satellites which would materially affect our business, financial condition, and results of operations.
- We are dependent on third parties to launch our satellites into space, and any launch delay, malfunction, or failure could have a material adverse impact to our business, financial condition, and results of operations.
- Any failure to obtain, maintain, protect, or enforce our intellectual property and proprietary rights could harm our business, financial condition, and results of operations.
- Our services and technology contain third-party open source software components, and failure to comply with the terms of the underlying open source software licenses could restrict our ability to deliver our platform or subject us to litigation or other actions.

- We incorporate technology and terrestrial data sets from third parties into our platform, and our inability to maintain rights and access to such technology and data sets would harm our business and results of operations.
- Any actual or perceived security or privacy breach or incident could interrupt our operations, harm our reputation and brand, result in financial exposure, and lead to loss of user confidence in us or decreased use of our platform, any of which could adversely affect our business, financial condition, and results of operations.
- We rely on AWS to deliver our platform to our customers, and any disruption of, or interference with, our use of AWS could adversely affect our business, financial condition, and results of operations.
- Our ability to obtain or maintain licensing authorization for our platform is subject to government rules and processes which can cause delays or failures in obtaining authorizations requested. Further, regulators may adopt new rules and regulations which could impose new requirements impacting our business, financial condition, and results of operations. If we do not maintain regulatory authorizations for our existing satellites, associated ground facilities and terminals, and services we provide, or obtain authorizations for our future satellites, associated ground facilities and terminals, and services we provide, we may not be able to operate our existing satellites or expand our operations.
- We are dependent on the availability and unimpaired use of allocated bands within the radio frequency spectrum and failure to secure spectrum use rights to support our operations and future technological development could impede our growth. Further, our platform may be subject to harmful interference from new or modified spectrum uses.
- We are subject to domestic and international governmental export and import controls that would impair our ability to compete in international markets or subject us to liability if we are not in compliance with applicable laws or if we do not secure or maintain the required export authorizations.
- We face fluctuations in currency exchange rates, which could adversely affect our financial condition and results of operations.
- Material impairments in the carrying value of our goodwill would negatively affect our operating results.
- We have identified material weaknesses in our internal control over financial reporting that have resulted in the restatement of our financial statements as of and for the fiscal years ended December 31, 2023 and December 31, 2022, unaudited condensed consolidated financial statements as of the quarter ends and for the interim periods in the fiscal years ended December 31, 2023 and 2022, and unaudited condensed consolidated financial statements for the three-month period ended, and as of, March 31, 2024 (the “Affected Periods”). If we are unable to remediate these material weaknesses, or if we identify additional material weaknesses in the future or otherwise fail to maintain effective internal control over financial reporting or disclosure controls and procedures, it may result in future material misstatements of our consolidated financial statements or cause us to fail to meet our periodic reporting obligations, which may adversely affect our business, financial condition, and results of operations.
- We have substantial indebtedness under our credit facility and our obligations thereunder may limit our operational flexibility or otherwise adversely affect our financial condition.
- Restrictions imposed by our outstanding indebtedness and any future indebtedness may limit our ability to operate our business and to finance our future operations or capital needs or to engage in acquisitions or other business activities necessary to achieve growth.
- We may be unable to generate sufficient cash flow to satisfy our significant debt service obligations, which could have a material adverse effect on our business, financial condition, results of operations, and cash flows.
- We are an “emerging growth company” and a “smaller reporting company” within the meaning of the Securities Act, and the reduced disclosure requirements applicable to emerging growth companies and smaller reporting companies could make our securities less attractive to investors and may make it more difficult to compare our performance with other public companies.



## PART I

### Item 1. Business

#### General

Spire Global, Inc. (“Spire” or the “Company”), founded in August 2012, is a global provider of space-based data and analytics that offers its customers unique datasets and insights about Earth from the ultimate vantage point. The Company collects this space-based data through its proprietary constellation of multi-purpose nanosatellites. The Company designs, manufactures, integrates, and operates its own satellites and ground stations to deliver unique end-to-end comprehensive solutions. The Company offers the following three data solutions to customers: Maritime, Aviation, and Weather and Climate. As a fourth solution, the Company is providing “space-as-a-service” through its Space Services solution.

The Company is headquartered in Vienna, Virginia and has several wholly owned operating subsidiaries in the United States, United Kingdom, Luxembourg, Singapore, Australia, Germany, and Canada.

On August 16, 2021, Spire Global Subsidiary, Inc. (formerly known as Spire Global, Inc.) (“Legacy Spire”) closed its previously announced merger with NavSight Holdings, Inc. (“NavSight”), a special purpose acquisition company. As a result, Legacy Spire continued as the surviving corporation and a wholly owned subsidiary of NavSight (the “Merger,” and such consummation, the “Closing”). NavSight then changed its name to Spire Global, Inc. and Legacy Spire changed its name to Spire Global Subsidiary, Inc.

Our principal executive office is located at 8000 Towers Crescent Drive, Suite 1100, Vienna, Virginia 22182, and our telephone number is (202) 301-5127.

In this Annual Report on Form 10-K, Spire Global, Inc. (together with its subsidiaries) is referred to as “Spire,” the “Company,” “we,” “us,” or “our.”

#### Overview

Spire is a global provider of space-based data, analytics and space services, offering unique datasets and powerful insights about Earth so that organizations can make decisions with confidence in a rapidly changing world. Spire builds, owns, and operates a fully deployed satellite constellation. We believe it is one of the world’s largest “listening” constellations, observing the Earth in real time using radio frequency technology.

The data acquired by our multipurpose satellites provide global weather intelligence, ship and plane movements, and spoofing and jamming detection to better predict how their patterns impact economies, global security, business operations and the environment. We also offer Space as a Service solutions that empower customers to leverage our established infrastructure to put their business in space. We provide customers these solutions through an application programming interface (“API”) infrastructure.

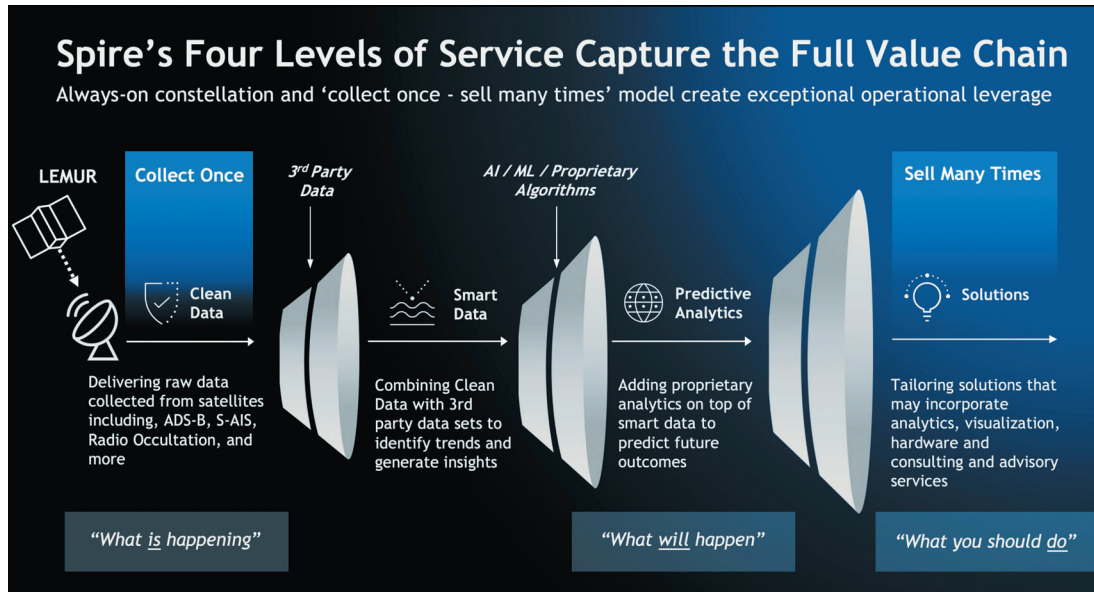
On November 13, 2024, we entered into a Share Purchase Agreement (the “Purchase Agreement”) with Kpler Holding SA, a Belgian corporation (“Buyer”), pursuant to which we agreed to sell our maritime business to Buyer and enter into certain ancillary agreements (the “Transactions”). The maritime business to be sold pursuant to the Transactions does not include any part of our satellite network or operations. The purchase price to be paid by Buyer to us at the closing of the Transactions is a cash payment based upon an enterprise value of \$233.5 million, subject to certain adjustments. The Transactions also include a twelve-month transition service and data provision agreement for \$7.5 million.

#### Our Data Solution Offerings

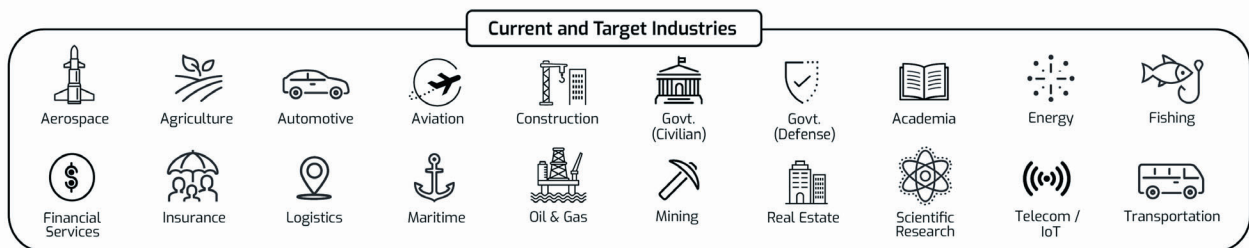
Our proprietary constellation of **Low Earth Multi-Use Receiver** (“LEMUR”) satellites collects and transmits data to our proprietary global ground station network. The data is then autonomously moved from ground stations to proprietary data warehouses for cleansing, standardization, fusion and analysis. Via the SpireSight API, our customers receive proprietary data, analysis, and predictive data and solutions delivered seamlessly in real and near real-time.

We collect data from space once and can sell it an unlimited number of times without added cost. The four forms of data we sell to customers are:

- **Clean data:** Clean and structured data directly from our proprietary satellites;
- **Smart data:** Clean data fused with third-party datasets and proprietary analysis to enhance value and provide insights;
- **Predictive data:** Big data, artificial intelligence (“AI”), and machine learning (“ML”) algorithms applied to fused data sets to create predictive analytics and insights; and
- **Solutions:** Data-driven actionable recommendations to solve specific business problems, utilizing the full spectrum of our data analytics suite.



We monetize our proprietary solutions across a broad and growing range of current and target industries including agriculture, logistics, financial services, insurance, aerospace, energy, fishing, academia and real estate, among others. The largest industries we currently serve include maritime, aviation and government (civil and defense).



### Maritime

We provide current and historical data, insights and predictive analytics for highly accurate ship monitoring, real-time and near real-time vessel updates, port operations, ship safety and route optimization. We leverage the International Maritime Organization automatic identification system (“AIS”) standard, which is an automatic tracking system that uses transceivers on ships to provide geographic location data through historical or live satellite AIS (S-AIS) data as observed by our satellites and terrestrial AIS (T-AIS) data. Dynamic AIS™ (D-AIS™) provides greater vessel tracking data in high traffic zones. Our AIS-based maritime solutions increase global maritime domain awareness, facilitate coastline policing, the protection of offshore assets, and provide greater ocean coverage. Key applications include:

- **Tracking vessels globally:** Precise vessel tracking using AIS data helps owners and operators know where vessels are located. Customers can run queries by Maritime Mobile Service Identity (MMSI), vessel name, call signs, AIS class type and more.
- **Supply chain and port operations:** Expected time of arrival and vessel tracking data enables shippers, third-party logistic companies and ports to optimize routes, minimize delays and time at port, plan berths and orchestrate last mile delivery.
- **Optimizing fuel efficiencies:** Smart route planning, identification of busy shipping lanes, weather forecasts and port selection enable customers to effectively manage fuel costs.
- **Monitoring illegal activities and compliances:** Real-time, position validation solutions help facilitate organizations to secure fishing territories, protect underwater infrastructure and analyze maritime incidents.
- **Analyzing commodity trading:** Fuel, grain, building materials and precious metals are all traded by sea. Our customers track the shipment of commodities by ship type and port calls to identify patterns and analyze global commodity flows.

Pursuant to the Purchase Agreement with Buyer, we agreed to sell our maritime business (the “Maritime Business”) to Buyer. Among other things, the Purchase Agreement contemplates that we will complete a pre-closing reorganization to segregate the Maritime Business into certain existing and to-be-formed entities, which will then be conveyed to the Buyer or its designated affiliates, subject to the terms and conditions set forth in the Purchase Agreement.

The Maritime Business includes, among other things, contracts with customers of the our maritime AIS data tracking service (other than customers associated with the U.S. federal government), certain related supply agreements, personnel supporting the business, and the equity of exactEarth Ltd. It does not include any part of the our satellite network or operations, which will be retained following the Transactions. The Purchase Agreement provides for the parties to enter into a data supply agreement pursuant to which Buyer will provide certain data to the our affiliate following the closing.

## Aviation

We provide global satellite-based aircraft tracking data to power applications, drive decision making and improve cost efficiencies. We utilize International Civil Aviation Organization-backed ADS-B aircraft tracking data to provide a near real-time precision and situational awareness. Using ADS-B, customers can track the overall operational status of aviation assets and relevant weather conditions along a given aircraft’s flight path or in particular areas of interest around the world. Our versatile datasets include historical and near real-time aircraft position and status, aircraft type and airline data, and flight and airport information, delivered via our near real-time and historical data APIs. Our satellites capture global aircraft movements from space using ADS-B signals, even when the aircraft is flying over oceans, deserts, mountains and regions without available ground-based tracking. Key applications include:

- **Flight tracking:** We generate near real-time information on the movements of all ADS-B equipped aircrafts across continents and oceans for a long suite of regulatory and operations applications.
- **Estimated time of arrival/on-time performance:** Our versatile, near real-time aviation ADS-B data streams provide insight into both historical on-time performance and real-time estimated time of arrivals, which can benefit airline and airport operations.
- **Air cargo and freight analytics:** Tracking all cargo aircraft in near real-time can be leveraged for analysis of supply of air cargo capacity which aids in optimizing pricing and distribution.
- **Analytics and market intelligence:** Companies integrate live and historical flight and weather and climate data into innovative solutions for their customers and internal teams, driving more favorable outcomes through deeper insights.
- **Predictive maintenance and aircraft management:** By tracking aircraft usage and flight patterns, our data aids in the analysis allowing for less aircraft downtime and fewer schedule disruptions.

## Weather and Climate

We provide space-based data, AI-powered insights and predictive weather analytics to empower the world to optimize costs, increase safety, boost decarbonization and make optimal business decisions. By utilizing radio occultation technology (“RO”), we are able to offer improved global weather and Earth observation capabilities, capturing detailed temperature, humidity, and pressure information across the entire planet. Our satellite constellation collects near real-time data from every layer of the atmosphere, even at traditionally difficult high altitudes, polar areas, and remote oceanic regions. This data is used to power

Spire's Global Weather forecast system and enable enhanced forecast accuracy across the planet, especially improving the quality in areas that are traditionally under-observed. Through the use of Global Navigation Satellite System Reflectometry (“GNSS-R”), Spire captures information about precipitation, soil moisture and flooding, as well as ocean winds and wave roughness, and ice thickness, extent and age on the polar caps. We also offer weather solutions including Deep Navigation Analytics™, a weather intelligence platform for the maritime industry; DeepVision™, an advanced weather visualization dashboard for global supply chain management; and High Resolution Weather Forecast, a regional high-resolution weather forecasting service designed to meet the critical demands of the energy and commodity markets.

These tools provide immense value to governments, commercial companies, and individuals across the world, including the following sample of applications:

- **Weather forecasting:** Space-based RO data offers global measurements to greatly enhance the accuracy of weather forecasts, providing industries such as agriculture, energy and utilities, and supply chain with highly detailed forecasting across their operational regions.
- **Asset protection:** Our data can help facilitate the risk mitigation of physical assets like power lines from storm damage.
- **Crop yields:** Customers can use our solutions to help optimize crop yields with optimal farm operations.
- **Reducing losses and insurance:** Provision of data can decrease losses related to inclement weather and provide enhanced customer experiences in insurance.
- **Minimize supply chain disruptions:** Reduce risks to cargo, ship and crew safety, optimize fuel consumption and manage operational costs with highly accurate weather forecasts for maritime, aviation and ground operations.

## Space Services

Built on 600+ years of space heritage, we offer Space as a Service solutions that empower our customers to leverage our established infrastructure to put their business in space. Our Space Services solutions are built upon our vertically integrated capabilities, global ground station network and cloud infrastructure to revolutionize how customers access space. Akin to cloud-based services like Amazon Web Services (“AWS”), Microsoft Azure, and Google Cloud Platform, we provide customers fast, scalable and reliable access to space data at a fraction of the cost and time it historically took by leveraging the same operational infrastructure we use for our own data and analytics solutions across maritime, aviation, and weather and climate. In doing so, customers are able to convert high capital expenditures typically recognized at the outset into affordable and recurring operating expenditures through a flexible subscription-based pricing model. Our launch schedule and end-to-end LEMUR design and manufacturing process allow customer sensors to go from design to launch in a matter of months, as opposed to three to five years—common under legacy satellite development. Our Space Services offering allows us to quickly and efficiently put a satellite into service for our customers while they focus on what they do best.

Our customers can deploy their own applications and sensors into space quickly and efficiently with our diverse offerings:

- **Software in Space:** Deploy customer software to existing satellites, using Software Defined Radios (SDR) in space without the need to launch a dedicated spacecraft.
- **Payload in Space:** Host customer payloads on trusted, fully integrated space, ground and web platform.
- **Solution in Space:** Customers partner with Spire to build a custom end-to-end solution from payload development to mission operations.
- **Operation in Space:** Customers can access Spire’s ground infrastructure and APIs to operate their existing or future satellites.

## Our Technology Platform

### *Our Constellation*

We operate a large constellation of LEMUR nanosatellites along with a global network of ground stations. By operating our own satellites and ground stations, we are able to quickly and efficiently collect large volumes of data and make them available to our customers.

Key elements of our constellation include:

- **Proprietary Satellite Space Platform:** We have developed a configurable nanosatellite platform called LEMUR, which is used to deploy data-generating sensors into space and provide all necessary resources for them to be operated efficiently, including power, pointing, data communications and onboard processing. As of December 31, 2024, the LEMUR platform has accumulated over 600 years of space flight heritage, with more than 199 satellites deployed. LEMUR is compatible with a significant number of available launch vehicles, having completed more than 43 launch campaigns on ten unique vehicles.
- **Software-defined radio frequency sensors:** We have developed a number of software-defined-radio based sensors, including AIS receivers, ADS-B receivers, and GNSS radio occultation (GNSS-RO) receivers. These sensors are used to produce the proprietary datasets used in our data and analytics solutions.
- **Ground station network:** We have deployed and operate a network of more than 30 ground stations distributed around the globe. These ground stations allow seamless communications between LEMUR nanosatellite platforms (and their hosted sensors) and our cloud-based operations and data processing system.
- **Automated operations system:** We have developed a cloud-based automated operations system, which allows us and users of our Space Services solution to operate sensors hosted on the LEMUR nanosatellite platform seamlessly through a web-based API. The operations system includes proprietary optimization algorithms which allow coordinated operations of multiple satellites, enabling us and our Space Services users to scale operations of constellations efficiently.

## Industry Background

We believe technological advancements and the rapid pace of innovation continue to drive the commercialization of space-based data, analytics, and insights, making them more relevant to businesses, governments and to the public at large. Furthermore, we believe that the demand for data that can be collected from space is growing rapidly, while the cost of access to space is falling. Key trends in the new space economy include the growth in the number of constellations and the availability of space-based data, the shift in user demand from data toward analytics and insights, climate change adaptation, global security concerns, and advancements in on-board technologies.

### *Growth in the number of constellations and the availability of data*

One of the biggest drivers of growth in our industry has been the growth in the number of satellites orbiting the Earth and the increasing amounts of data being made available by them. Satellites continue to evolve into smaller forms, as small as a breadbox with significant capabilities. These smaller satellites are less expensive to build and easier to launch than legacy satellites. These small satellite constellations are disrupting the space industry due to their rapid pace of innovation (aligned with a 10-fold improvement in capability per kilogram every five years), deployment cycles and lower cost to deploy in orbit.

### *Demand for data analytics*

Users are increasingly demanding not only data, but also analytics and insights. Advancements in technologies such as big data and cloud-based processing allow for massive amounts of data to be not only stored, but also analyzed in real-time, providing users with faster, more meaningful data, analytics and insights. AI, ML and the application of specified algorithms continue to improve insights and predictive analytics.

### *Climate change response*

The world is seeing a higher number of weather-related events that are causing significant damage and cost. The pace has only quickened in recent years. According to the National Oceanic and Atmospheric Administration, there were 27 severe weather events in the United States in 2024, with each one having losses that exceeded one billion dollars. This was just shy of the record 28 such events in 2023. The response to the world's problem of global warming and climate change over the past several decades has been largely focused on efforts to reduce greenhouse gas emissions. More recently, there has been a growing realization that the world lacks sufficient tools to anticipate and respond effectively to extreme weather events and climate change, and that more of our efforts and investment should be focused on how we can best protect vulnerable populations, infrastructure, land and the impact to the global economy. We believe that more accurate weather and climate data, prediction technologies and analytics will play an increasingly important role in helping to devise strategies to maintain water quality and availability, modify land use, protect and preserve coastal land and development, manage stormwater logistics, mitigate the spread of wildfires, repair and retrofit vulnerable facilities and maximize the use of green infrastructure.

## ***Global security response***

Over the past two years, geopolitical conflicts have brought the importance of global security to the world's attention. In dynamic times, truth and transparency have never been more important. Spire has approximately 40 geolocation-capable satellites in-orbit that can detect jamming, spoofing, or the locations of objects such as sanctioned vessels or aircraft, through the use of radio frequency. Our satellites work day and night, in good weather or bad, and observe the entirety of the Earth's surface area, 200 times a day on average, providing valuable insights in a rapidly changing environment. Given the investments and technological advancements the private sector has made over the last several years, there is a growing recognition of the necessity of public/private partnerships to tackle complex, global challenges. Governmental agencies have noted that the relationship with the commercial satellite sector is vital. A diversified architecture encompassing both governmental and commercial satellites, in varying constellation sizes and orbits, provides resilience to the space-based ecosystem. Spire has a fully deployed constellation with over 199 satellites launched and is a meaningful member of that ecosystem.

## ***Advancements in on-board technologies***

Rapid innovation in space technology infrastructure, including communication devices and sensors, has improved data download times and spatial resolution and measurement accuracies, allowing for better space-based data, analytics and insights to be delivered faster.

Before space-based data, legacy solutions were often burdened with substantial shortcomings in terms of coverage and safety. For instance, before the advent of Automatic Dependent Surveillance-Broadcast ("ADS-B"), aviation stakeholders were blind to the vast majority of global aerospace activity, as terrestrial-based solutions were unable to track aircraft over oceans. This occasionally resulted in tragedies like that of Malaysia Airlines Flight 370, which disappeared in March 2014 while flying a routine route from Kuala Lumpur to Beijing. As of December 2024, our sensors covered the entirety of the globe over 200 times per day on average, including remote areas where terrestrial AIS, ADS-B and atmospheric weather information are out of reach.

Our constellation already has Radio Frequency links (RF links) in-orbit and we have successfully completed an in-orbit technology demonstration of Optical Intersatellite Links ("OISLs"). An effective rollout of this technology throughout our constellation will create a mesh network in a similar way to how personal computers were linked with one another through the internet. We believe OISLs will enable us to deliver more data faster and with higher resiliency to interference, higher security, and higher efficiency.

Lastly, the computing power on-board satellites in-orbit continues to improve. Spire launched its first supercomputer in-orbit with a teraflop of data processing capability in October 2020 and has iterated on the technology since to meet the needs of Space Services customers and enhance the data solutions delivered to customers.

## **Sales and Marketing**

### ***Sales***

We operate primarily a direct sales organization dispersed geographically to align with our existing customers along with reaching potential new customers worldwide. Our sales professionals are responsible for acquiring new customers along with managing and expanding business with our existing customers. The efforts are focused on sourcing and developing new customer relationships, maintaining customer relationships, increasing solution penetration, driving sales of additional solutions and furthering contract renewals. Our customer success and sales engineer teams, along with our sales team, manage our relationships with our customers.

Once a solution sale is made, our sales team leverages our land-and-expand model to generate incremental revenue through increased levels of adoption of our data by our customers. To drive such expansion in our existing customers, our sales team works closely with our sales engineers and marketing teams to foster customer success. Often, we find that initial customer success with our data results in key internal decision-makers upgrading their subscription packages, adding additional data sets, increasing the data coverage, adding additional solutions, or expanding their implementation throughout their organization and to new use cases.

### ***Marketing***

Our marketing team focuses on attracting, acquiring and retaining customers through outbound demand campaigns, building our brand reputation, increasing the awareness of our space-based data, predictive analytics and Space Services and the showcasing

of customer successes. Our outbound demand campaigns include paid search, email, web and in-person customer events. Some of these targeted marketing efforts are focused on driving potential customers in search of solutions to our website. Supporting our sales professionals, our marketing team also develops messaging, solution positioning, thought leadership and other tools to help communicate the business value of our solutions. Our team also collaborates with our industry peers, suppliers, partners and customers when appropriate to celebrate successes and promote advancements within the new space economy.

## Research and Development

Our research and development team consists of spacecraft engineering, software engineering, data science, meteorology, manufacturing, product engineering, external experts and management and is responsible for the design, architecture, creation and quality of our space platform and data solutions. We invest substantial resources in research and development to enhance our product portfolio and services. We believe the enhancement of our solutions and the timely development of new services and features is essential to maintaining our competitive position, and we incorporate suggestions and feedback from our customers into our services. Our research and development teams work closely with operations to monitor and maintain the high availability of all our services. Additionally, the research and development team works closely with our sales team to collect market and customer feedback to enhance our portfolio. Our research and development organization is distributed across the United States, Canada, Luxembourg, Germany, Scotland and Singapore, each of which we believe is a strategic advantage for us, allowing us to develop capabilities more efficiently.

## Competition

The maritime, aviation, and weather and climate data industries are fragmented and highly competitive and characterized by rapid changes in technology, customer requirements and industry standards and frequent introductions of improvements to existing offerings. Our primary competitors in these industries include companies that specialize in one or more services similar to those offered by us on a local or regional basis. We also compete with global, national, regional and local firms and government entities specializing in our industries. Some of our primary competitors include, in our maritime data vertical, Orbcomm Inc., in our aviation data vertical, Aireon LLC, and in our weather and climate data vertical, PlanetiQ with respect to our radio occultation data services. Some of our primary competitors also include analytics companies such as AccuWeather, Inc., Weathernews Inc., DTN, LLC, Tomorrow.io, Climavision and The Weather Company with respect to predictive analytics. We compete with companies such as AAC Clyde Space, GomSpace A/S, NanoAvionics LLC, ISISSpace and Open Cosmos Ltd. in our Space Services channel.

The principal competitive factors for companies in our verticals are:

- **Data:** global coverage, temporal and spatial resolution, accuracy, uniqueness, relevance and latency of data and analytics;
- **Platform:** speed, scale, reliability and relevance of API/user interface, ease of deployment and use, ability to ingest and manage a broad variety and large volume of data, ongoing innovation of services and customer support;
- **Integration:** quality of training and consulting;
- **Cost:** flexible packaging and total cost of ownership; and
- **Business Strength:** long-term business viability, customer satisfaction, brand awareness and reputation.

We believe that we compare favorably with our competitors on the basis of the factors listed above. The industries in which we compete are dynamic and require constant change and innovation, and we plan to continue to evolve our technology to provide our customers with comprehensive data and analytics that protect our environment and our communities, transform global logistics and contribute to economic stability. Our innovation and focused execution have allowed us to quickly extend our network and our reach, and we plan to continue our efforts to expand within our existing industries and enter new industries and geographies in the future. However, we could face significant risks to our business, financial condition and results of operations as a result of competition. For additional information, see the section titled “Risk Factors—Risks Related to Our Industry and Business—We face intense competition and could face pricing pressure from, and lose market share to, our competitors, which would adversely affect our business, financial condition, and results of operations.”

In addition to the “listening” (radio frequency) satellite market, there is a “looking” (imagery) satellite market, and a “talking” (communications) satellite market shown below. We do not compete in the “looking” or “talking” satellite markets, nor do we see any significant competition across the “looking,” “talking,” or “listening” satellite markets.



## Intellectual Property

Our success depends in part upon our ability to safeguard our core technology and other intellectual property protection for our technology, inventions, improvements, proprietary rights, and other assets. We seek to accomplish that objective by establishing intellectual property rights in and protecting those assets through a combination of patents, patent applications, registered and unregistered trademarks, copyrights, trade secrets, license agreements, confidentiality procedures, non-disclosure agreements with third parties, and other contractual measures. We also license data and software from third parties for integration into our business, including open-source software and other software available on commercially reasonable terms.

Additionally, we rely upon unpatented trade secrets and confidential know-how and continuing technological innovation to develop and maintain our competitive position. We seek to protect our proprietary information, in part, by entering into confidentiality agreements with our employees, consultants, vendors and customers, and generally limiting access to and distribution of our proprietary information. However, we cannot assure you that the steps taken by us will prevent misappropriation of our technology. Despite our efforts to protect our proprietary rights, unauthorized parties may attempt to copy aspects of our offerings or obtain and use information that we regard as proprietary. Policing unauthorized use of our technology is difficult and time consuming. Third parties may independently develop the same or similar proprietary information or may otherwise gain access to our proprietary information. The laws, procedures and restrictions on which we rely may provide only limited protection, and any of our intellectual property rights may be challenged, invalidated, circumvented, infringed or misappropriated. In addition, the laws of some foreign countries do not protect our proprietary rights to the same extent as the laws of the United States, and many foreign countries do not enforce these laws as diligently as government agencies and private parties in the United States.

Our industry is characterized by the existence of a large number of patents and frequent claims and related litigation regarding patent and other intellectual property rights. From time to time, third parties may assert claims of infringement, misappropriation, and other violations of intellectual property against us or our customers, with whom our agreements may obligate us to indemnify against these claims.

## Employees and Human Capital Resources

Our human capital resources objectives include, as applicable, identifying, recruiting, retaining, incentivizing and integrating our existing and new employees. In addition to competitive base salaries and cash compensation, the principal purposes of our equity incentive plans are to attract, retain, and reward personnel through the granting of stock-based compensation awards, in order to increase stockholder value and the success of our company by motivating such individuals to perform to the best of their abilities, achieve our objectives and think like owners when making decisions.

As of December 31, 2024, we had 447 employees located in seven countries, of which 434 were full-time employees. In addition, we engage contractors and third-party service providers in connection with certain projects. In certain countries in which we operate, we are subject to local labor law requirements which may automatically make employees subject to industry-wide collective bargaining agreements. None of our U.S. employees are represented by a labor union or covered by a collective



bargaining agreement with respect to their employment with us. We have not experienced any work stoppages, and we consider our relations with our employees to be good.

### **Government Regulation and Compliance**

Our business is subject to regulation by various federal, state, local and foreign governmental agencies, including agencies responsible for monitoring and enforcing laws and regulations related to the deployment and operation of satellites, ground stations, privacy and data protection, intellectual property, investment screening, labor and employment, worker classification, product safety, economic sanctions, anti-trust laws, anti-money laundering laws, anti-bribery laws, import and export controls, federal securities laws and tax laws and regulations.

Our business requires licenses and permits from the Federal Communications Commission (“FCC”) and review by other agencies of the U.S. government. License approval can include an interagency review of safety, operational, radio frequency interference, national security, foreign policy and international obligations implications, as well as a review of foreign ownership. Our launch and operation of planned satellites may require regulatory authorizations from the FCC or a non-U.S. licensing jurisdiction. If we do not obtain required authorizations in the future, we will not be able to operate our planned satellites. If we obtain a required authorization but do not meet milestones regarding the construction, launch and operation of a satellite by deadlines that may be established in the authorization, we may lose our authorization to operate a satellite using certain frequencies in an orbital location.

We hold FCC and foreign governmental licensing authority licenses, permits and approvals for our satellite constellations and earth stations. As we build out our satellite constellation, we will require new licenses, permits and approvals from the FCC and/or foreign governmental licensing authorities or modifications to existing licenses, permits and approvals. Changes to our satellite constellation and earth stations may also require prior approval from the FCC or other governmental authorities, which can take time.

Our business is also dependent on the use of satellite signals and on terrestrial communication bands. International allocations of radio frequency are made by the International Telecommunication Union (“ITU”). Any ITU or local reallocation of radio frequency bands, including frequency band segmentation and sharing of spectrum, or other modifications of the permitted uses of relevant frequency bands, may materially and adversely affect the utility and reliability of our services and have significant negative impacts on our customers, both of which could reduce demand for our business.

In many cases, our data, services, and technology are or may in the future be subject to U.S. export control laws and regulations including the Export Administration Regulations (“EAR”) and International Traffic In Arms (“ITAR”), and subject to trade and economic sanctions maintained by the Office of Foreign Assets Control (“OFAC”). We are also subject to or may in the future be subject to export control and trade sanctions laws in other countries. As such, an export license may be required to export or re-export our data, services, and technology to certain countries or end-users, or for certain end-uses. Any failure to comply with export control laws could result in civil fines or suspension or loss of our export privileges, any of which could materially adversely affect our business, financial condition and results of operations.

The regulatory framework for privacy, data protection and data transfers worldwide is rapidly evolving and is likely to remain uncertain for the foreseeable future. In some cases, data privacy laws and regulations, such as the European Union’s (“EU”) General Data Protection Regulation (“GDPR”), impose obligations on us and on many of our customers.

Our business is also subject to various laws and regulations relating to the protection of the environment and human health and safety, including those governing the management, storage and disposal of hazardous materials, such as fuels and batteries, which may contain hazardous materials. We could incur significant costs, including cleanup costs, fines, sanctions, and third-party claims, as a result of violations of or in connection with liabilities under environmental laws and regulations.

For additional information regarding the laws and regulations to which we are subject and the risks to our business associated with such laws and regulations, see Part I, Item 1A, Risk Factors of this Annual Report on Form 10-K.

### **Available Information**

Our website is located at [www.spire.com](http://www.spire.com), and our investor relations website is located at [www.ir.spire.com](http://www.ir.spire.com). Copies of our Annual Report on Form 10-K, Quarterly Reports on Form 10-Q, Current Reports on Form 8-K and amendments to these reports filed or furnished pursuant to Section 13(a) or 15(d) of the Securities Exchange Act of 1934, as amended (the "Exchange Act"), are available free of charge on our investor relations website as soon as reasonably practicable after we file such material

electronically with or furnish it to the Securities and Exchange Commission (the "SEC"). The SEC also maintains a website that contains our SEC filings at [www.sec.gov](http://www.sec.gov).

We announce material information to the public about us, our products and services and other matters through a variety of means, including filings with the SEC, press releases, public conference calls, webcasts, the investor relations section of our website at [www.ir.spire.com](http://www.ir.spire.com), and X account (@SpireGlobal), our Bluesky account (@spire.com) and our LinkedIn page in order to achieve broad, non-exclusionary distribution of information to the public and for complying with our disclosure obligations under Regulation FD.

The information disclosed by the foregoing channels could be deemed to be material information. As such, we encourage investors, the media, and others to follow the channels listed above and to review the information disclosed through such channels.

Any updates to the list of disclosure channels through which we will announce information will be posted on the investor relations page on our website.

Information contained on our website or connected thereto does not constitute part of, and is not incorporated by reference into, this Annual Report on Form 10-K.

## **Item 1A. Risk Factors.**

*Investing in our Class A common stock involves a high degree of risk. You should carefully consider the risks and uncertainties described below, together with all of the other information in this Annual Report on Form 10-K/A, including the sections titled "Management's Discussion and Analysis of Financial Condition and Results of Operations" and our consolidated financial statements and related notes, before making a decision to invest in our Class A common stock. Our business, financial condition, results of operations, or prospects could also be harmed by risks and uncertainties not currently known to us or that we currently do not believe are material. If any of the risks actually occur, our business, financial condition, results of operations, and prospects could be adversely affected. In that event, the market price of our Class A common stock could decline, and you could lose part or all of your investment.*

### **Risks Related to Our Industry and Business**

#### ***Our revenue growth and financial performance in recent periods may not be indicative of future performance.***

We have grown revenue over recent periods, but our recent revenue growth and financial performance should not be considered indicative of our future performance. You should not rely on our revenue for any previous quarterly or annual period as any indication of our revenue or revenue growth in future periods. Our future revenue growth may decline compared to prior fiscal years due to a number of reasons, which may include more challenging comparisons to prior periods, slowing demand for our platform, increasing competition, a decrease in the growth of our overall market or market saturation, and our failure to capitalize on growth opportunities.

#### ***We may fail to effectively manage our growth, which would adversely affect our business, financial condition, and results of operations.***

Our future growth depends, in part, on our ability to manage our growth successfully. To effectively manage our growth, we will need to continue to improve and expand our operating and administrative systems, financial infrastructure, financial controls, technological operations infrastructure, and our internal IT systems, which we may not be able to do efficiently in a timely manner, or at all. To do so, we may seek to deploy products and services from third-party providers, which may not be available on commercially reasonable terms, or at all, and may not perform to our expectations.

Our ability to manage our growth will also depend in large part upon a number of other factors, including our ability to rapidly attract and retain qualified technical personnel in order to continue to develop reliable and flexible solutions and services that respond to evolving customer needs and our ability to improve and expand our sales team to keep customers informed regarding the key selling points and features of our platform. We must also successfully implement our sales and marketing strategy and respond to competitive developments.

Any future growth would add complexity to our organization and require effective coordination across our organization. Because our operations are geographically diverse and increasingly complex, our personnel resources and infrastructure could become strained, and our reputation in the market and our ability to successfully manage and grow our business may be adversely affected. The complex nature of our Space Services business and the expansion of our platform, services, and customer base have placed increased demands on our management and operations, and further growth, if any, may place additional strains on our resources in the future. If we are unable to effectively manage our growth, our business, financial condition, and results of operations would be adversely affected.

***We have a history of net losses and may not be able to achieve or maintain profitability in the future.***

We have incurred net losses since our inception, and we expect to continue to incur net losses in the near future. We expect our operating expenses to increase over the next several years, as we continue to hire additional personnel, particularly in sales and marketing and research and development, expand our operations and infrastructure, both domestically and internationally, and continue to develop our platform's features. These efforts may be more costly than we expect and may not result in increased revenue or growth in our business. Any failure to increase our revenue sufficiently to offset the increases in our operating expenses will limit our ability to achieve or maintain profitability in the future. Further, if we are unable to successfully address these risks and challenges as we encounter them, our business, financial condition, and results of operations could be adversely affected.

***Our current cash and cash equivalents and expected future financial results have raised substantial doubt as to our ability to continue as a going concern.***

The accompanying consolidated financial statements have been prepared on a going concern basis, which contemplates the realization of assets and satisfaction of liabilities in the normal course of business. Our ability to continue as a going concern for the next 12 months from the date of issuance of the accompanying consolidated financial statements is dependent upon our ability to obtain sufficient cash to meet our obligations, including the repayment of all amounts owed pursuant to the Blue Torch Financing Agreement (as amended, and as defined below). Based on our current cash and cash equivalents and expected future financial results, if the Transactions do not close, we will not have sufficient liquidity to continue operations for at least the next twelve months from the issuance of the accompanying consolidated financial statements.

We entered into the Purchase Agreement with Buyer, pursuant to which we agreed to complete the Transactions. The maritime business to be sold pursuant to the Transactions does not include any part of our satellite network or operations. The purchase price to be paid by Buyer to us at the closing of the Transactions is a cash payment based upon an enterprise value of \$233.5 million, subject to certain adjustments. The Transactions also include a twelve-month transition service and data provision agreement for \$7.5 million. The Purchase Agreement provides that the closing of the Transactions is subject to the satisfaction or waiver of certain closing conditions set forth in the Purchase Agreement.

We believe all conditions to closing contained in the Purchase Agreement have been satisfied or could be satisfied. Notwithstanding our notice to Buyer to that effect, Buyer has failed to consummate the closing. Buyer has cited various reasons for declining to close, which we have rejected. We believe that Buyer's failure to close is not consistent with the terms of the Purchase Agreement, which do not give Buyer the option to delay closing once all closing conditions have been met.

As a result of the foregoing, on February 10, 2025, we filed a complaint in the Delaware Court of Chancery against Buyer seeking a grant of specific performance ordering Buyer to satisfy its obligations under the Purchase Agreement and consummate the closing in accordance with the terms of the Purchase Agreement. In the complaint, we also requested a declaratory judgment declaring that Buyer has breached its obligations under the Purchase Agreement and is not excused from performing its obligations under the Purchase Agreement, including proceeding with the closing.

Buyer removed the matter to the District of Delaware, pursuant to a contract term in the Purchase Agreement promising not to contest removal to that court. The District of Delaware initially selected a March 4 trial date, but on February 26, 2025, the court set a trial date of May 28-30, 2025. There is no assurance as to what action the District of Delaware will take with respect to the proceeding initiated by us and there is no assurance as to whether or not the Transactions will be consummated on the terms contemplated or at all. The amount of any damages which may be sought or obtained from Buyer cannot be determined at this time.

We intend to use the proceeds from the closing of the Transactions to repay all amounts owed under the Blue Torch Financing Agreement. However, as described above, there is currently no assurance that the Transactions will close or when the Transactions may close. Given the delay in the closing of the Transactions, on March 14, 2025, we closed a private placement of

Class A common stock and pre-funded warrants for gross proceeds of \$40.0 million, before deducting offering expenses. We may seek additional equity or debt financing (including securities convertible or exchangeable for equity) and may seek waivers of or amendments to contractual obligations, delay, limit, reduce, or terminate certain commercial efforts, or pursue merger, disposition or other strategies, any of which could adversely affect our business, results of operations, and financial condition. There is no assurance that we will be successful in achieving any of the foregoing. Due to our projected cash needs, including amounts owed pursuant to the Blue Torch Financing Agreement, there is substantial doubt about our ability to continue as a going concern for a period of at least 12 months from the date of issuance of the accompanying consolidated financial statements. The accompanying consolidated financial statements do not include any adjustments that might result from the outcome of this uncertainty.

***We engage in customer-funded or co-funded research and development arrangements (“R&D Services Contracts”), which are generally partially co-funded by agencies like the European Space Agency (“ESA”) or National Aeronautics and Space Administration (“NASA”). The cost of providing the services and activities pursuant to these agreements initially exceed the revenue they generate. Even if technology is successfully developed pursuant to these R&D Services Contracts and is eventually commercialized, it may never yield a profit.***

We engage in R&D Services Contracts to further several promising space technologies and solutions. These R&D Services Contracts generally follow a co-funding structure. We usually fund a portion of the research ourselves and bill the customer, a government agency like ESA or NASA, the other portion, typically 50% of the total costs. Through this co-funding arrangement, the total costs of providing the related R&D services initially exceed the revenue they generate. Even if technology is successfully developed pursuant to these R&D Services Contracts and is eventually commercialized, it may never yield enough profit to recover all of the expenses incurred for these contracts. As a result, our ability to continue these activities may be jeopardized, particularly because of our negative cash flows from operation.

***Uncertain macroeconomic and geopolitical factors, including as a result of inflationary pressures, currency exchange rate fluctuations, trade uncertainties, military conflicts, and elevated interest rates, cause instability and volatility in the global financial markets and disruptions within our industries that have negatively impacted, and could continue to negatively impact our business, our financial results, and our stock price.***

Prolonged economic uncertainties or downturns have adversely affected, and could continue to adversely affect our business, financial condition, and results of operations. Negative conditions in the general economy in either the United States or abroad, including conditions resulting from financial and credit market fluctuations, elevated inflation, changes in interest rates and economic policy, trade uncertainty, including changes in sanctions, international treaties, and other trade restrictions, the recent changes to tariffs, which could cause interruptions in our supply chain or increase spending to meet our obligations, the occurrence of a natural disaster or global public health crisis, delays in the approval of US federal appropriations bills, or armed conflicts, could continue to cause a decrease in corporate spending on data offerings in general and negatively affect the growth of our business.

These conditions could make it extremely difficult for us and our customers to forecast and plan future business activities accurately and have caused, and could continue to cause, our customers to re-evaluate their decision to purchase our offerings, resulting in delay and lengthening of our sales cycles and/or contract cancellations. Further, during challenging economic times, our customers may face issues in gaining timely access to sufficient credit, which could result in an impairment of their ability to make timely payments to us, if at all. If that were to occur, we may be required to increase our allowance for doubtful accounts, which would adversely affect our results of operations.

A substantial downturn in any of the industries in which our customers operate may cause firms to react to worsening conditions by reducing their capital expenditures in general or by specifically reducing their spending on data offerings. Customers in these industries may delay or cancel projects or seek to lower their costs by renegotiating vendor contracts. To the extent purchases of our offerings are perceived by customers and potential customers to be discretionary, our revenue may be disproportionately affected by delays or reductions in general information technology spending.

In addition, changing interest rates have and could continue to negatively affect businesses across many industries, including by increasing our existing and prospective customers’ costs and constraining their budgets. Increasing interest rates in 2024 resulted in higher interest expenses for us, as our credit facility is based on a floating interest rate.

Further, the Russian invasion of Ukraine and the continuing conflict led to additional global sanctions, which at times caused scheduling shifts or launch cancellations by third-party satellite launch providers, which delayed our revenue recognition of

certain sales contracts. These sanctions and potential additional sanctions or related issues from global conflicts could further negatively impact our business and financial results.

Additionally, events involving limited liquidity, defaults, non-performance or other adverse developments that affect financial institutions or the financial services industry generally, or concerns or rumors about any events of these kinds or other similar risks, have in the past and may in the future lead to market-wide liquidity problems. For example, on March 10, 2023, Silicon Valley Bank (“SVB”) was closed by the California Department of Financial Protection and Innovation, and we had to transfer approximately \$31.2 million of cash and cash equivalents that we had on deposit at SVB to other banks. Although our ongoing cash management strategy is to maintain deposit accounts at multiple financial institutions, there can be no assurance that this strategy will be successful. If other banks and financial institutions enter receivership or become insolvent in the future in response to financial conditions affecting the banking system and financial markets, our ability to access our cash and cash equivalents may be threatened and could have a material adverse effect on our business and financial condition.

If any of these factors continue or worsen, and/or if new macroeconomic or geopolitical issues arise, our results and financial condition could be further negatively impacted. We cannot predict the timing, strength, or duration of any economic slowdown, downturn, instability, or recovery, generally or within any particular industry or geography. Any downturn of the general economy or industries in which we operate would adversely affect our business, financial condition, and results of operations.

***Our business could be adversely affected by pandemics, natural disasters, political crises, or other unexpected events.***

We are vulnerable to natural disasters and significant disruptions including tsunamis, tornados, floods, hurricanes, other extreme or unusual weather conditions, earthquakes, fires, water shortages, epidemics or pandemics, acts of war or terrorism or disruptive political events where our facilities or the launch facilities of our transport partners are located, or where our third-party suppliers’ facilities are located, power shortages and blackouts, aging infrastructure and telecommunications failures. Further, climate change has increased, and may continue to increase, the rate, size, and scope of natural disasters. In the event of such a natural disaster or other disruption, we could experience disruptions to our operations or the operations of suppliers, subcontractors, distributors, or customers, which could affect our ability to maintain launch schedules or fulfill our customer contracts.

The availability of our services depends on the continuing operation of our satellite operations infrastructure, satellite manufacturing operations, information technology and communications systems. Any downtime, damage to or failure of our systems could result in interruptions in our service, which could reduce our revenue and profits. Our systems are vulnerable to damage or interruption from floods, fires, power loss, aging infrastructure, telecommunications failures, computer viruses, computer denial of service attacks, cyberattacks or other attempts to harm our systems. The conflict in Ukraine and associated activities in Ukraine and Russia have increased the risk of cyberattacks on various types of infrastructure and operations. We believe those risks may be particularly heightened for us and other providers of satellite infrastructure and space operations, and that we face heightened risks of cyberattacks on our infrastructure, systems, and operations in connection with the conflict in Ukraine and associated activities in Ukraine and Russia.

***Satellites use highly complex technology and operate in the harsh environment of space and therefore are subject to significant operational risks, including exposure to space debris and other spacecraft, while in orbit.***

Satellites utilize highly complex technology and operate in the harsh environment of space and, accordingly, are subject to significant operational risks while in orbit. These risks include malfunctions, or anomalies, that have occurred and may continue to occur in our satellites. Exposure of our satellites to an unanticipated catastrophic event, such as a meteor shower, coronal mass ejection or a collision with space debris, could reduce the performance of, or completely destroy, the affected satellite and/or constellation. In addition, satellites in low earth orbit have a limited life cycle and they could become compromised over their designated operational life span. We anticipate that our satellites will have an expected end-of-commercial-service life of three to four years. It is possible that the actual commercial service lives of our satellites will be shorter than anticipated.

Some of the principal satellite anomalies that may affect the actual commercial service lives of our satellites include:

- Mechanical and electrical failures due to manufacturing error or defect, including:
  - o mechanical failures that degrade the functionality of a satellite, such as the failure of solar array panel drive mechanisms, rate gyros, or momentum wheels;
  - o antenna failures and defects that degrade the communications capability of the satellite;
  - o circuit failures that reduce the power output of the solar array panels on the satellites;

- o failure of the battery cells that power the payload and spacecraft operations during daily solar eclipse periods;
- o power system failures that result in a shutdown or loss of the satellite;
- o avionics system failures, including GPS, that degrade or cause loss of the satellite;
- o altitude control system failures that degrade or cause the inoperability of the satellite;
- o transmitter or receiver failures that degrade or cause the inability of the satellite to communicate with our ground stations;
- o communications system failures that affect overall system capacity;
- o satellite computer or processor re-boots or failures that impair or cause the inoperability of the satellites; and
- o radio frequency interference emitted internally or externally from the spacecraft affecting the communication links.
- Equipment degradation during the satellite’s lifetime, including:
  - o degradation of the batteries’ ability to accept a full charge;
  - o degradation of solar array panels due to radiation;
  - o general degradation resulting from operating in the harsh space environment, such as from solar flares;
  - o degradation or failure of reaction wheels;
  - o degradation of the thermal control surfaces;
  - o degradation and/or corruption of memory devices; and
  - o system failures that degrade the ability to reposition the satellite.
- Deficiencies of control or communications software, including:
  - o failure of the charging algorithm that may damage the satellite’s batteries;
  - o problems with the communications functions of the satellite;
  - o limitations on the satellite’s digital signal processing capability that limit satellite communications capacity; and
  - o problems with the fault control mechanisms embedded in the satellite.

We have experienced, and may in the future experience, anomalies in some of the categories described above. The effects of these anomalies include, but are not limited to, failure of the satellite, degraded communications performance, reduced power available to the satellite in sunlight and/or eclipse, battery overcharging or undercharging and limitations on satellite communications capacity. Some of these effects may be increased during periods of greater message traffic and could result in our system requiring more than one attempt to send messages before they get through to our satellites.

Although these multiple re-try effects do not result in lost messages, they could lead to increased messaging latencies for the end user and reduced throughput for our system. We consider a satellite “failed” only when it can no longer provide any data service, and we do not intend to undertake further efforts to return it to service. We cannot provide assurance that any efforts we make in this area will succeed or adequately address the effects of any anomalies in a timely manner or at all. Most, if not all, of the satellite anomalies or debris collision damage cannot be corrected once the satellites are placed in orbit. Any satellite anomalies in the future may result in monetary losses, delays, and impairment of services, all of which may adversely affect our business, financial condition, and results of operations.

***We rely on a limited number of government customers to provide a substantial portion of our revenue.***

We have historically derived a significant portion of our revenue from contracts with federal, state, local, and foreign governments, which accounted for approximately 36% of our revenues for the year ended December 31, 2024. We believe that the future success and growth of our business will depend in part on our ability to continue to maintain and expand government contracts. Within the government channel, approximately 58% of revenue for the year ended December 31, 2024, was generated by three government customers. Contracts with any government entity may be terminated or suspended by the government at any time, with or without cause. There can be no assurance that any contract with the government of any jurisdiction will not be terminated or suspended in the future. For example, the National Oceanic and Atmospheric Administration (“NOAA”) did not

fully renew one of its sales orders with us for the time period September 2024 through September 2025. We expected this sales order to provide approximately \$7.0 million of revenue over this time period, and while we were awarded a new order for \$3.8 million, there can be no assurance that renewals or new orders will be awarded in full, for the full period and on favorable terms, or at all, in the future.

Although we attempt to ensure that government contracts have standard provisions such as termination for convenience language which reimburses us for reasonable costs incurred, the payments are not assured and would likely not be sufficient to fully compensate us for any early termination of a contract. The loss of one or more of our government customers, any significant decrease in sales to these customers, a full or partial government shutdown, or delays in government appropriations could reduce our net sales and cash flows and adversely affect our business, financial condition, and results of operations.

***Our contracts with government entities are subject to a number of risks and uncertainties.***

Our services are incorporated into many different domestic and international government programs. Whether we contract directly with the U.S. government, a foreign government, or one of their respective agencies, or indirectly as a subcontractor or team member, our contracts and subcontracts with government entities are subject to special risks. For example:

- Changes in government administration and national and international priorities could have a significant impact on national or international government spending priorities and the efficient handling of routine contractual matters. These changes could have a negative impact on our business in the future.
- Because we contract to supply services to U.S. and foreign governments and their prime and subcontractors, we may compete for contracts in a competitive bidding process. We may compete directly with other suppliers or align with a prime or subcontractor competing for a contract. Further, foreign governments may favor their domestic providers when awarding contracts over us. We may not be awarded the contract if the pricing or solution offering is not competitive, either at our level or the prime or subcontractor level. In addition, in the event we are awarded a contract, we are subject to protests by losing bidders of contract awards that can result in the reopening of the bidding process and changes in governmental policies or regulations and other political factors. In addition, we may be subject to multiple rebid requirements over the life of a government program in order to continue to participate in such program, which can result in the loss of the program or significantly reduce our revenue or margin from the program. Government program requirements for more frequent technology refreshes may lead to increased costs and lower long-term revenues.

Government contracts often contain provisions and are subject to laws and regulations that provide government customers with additional rights and remedies not typically found in commercial contracts. These rights and remedies allow government customers, among other things, to:

- Terminate existing contracts for convenience with short notice;
- Reduce orders under or otherwise modify contracts;
- Cancel multi-year contracts and related orders if funds for contract performance for any subsequent year become unavailable;
- Claim rights in solutions, systems, or technology produced by us, appropriate such work-product for their continued use without continuing to contract for our services, and disclose such work-product to third parties, including other government agencies and our competitors, which could harm our competitive position;
- Prohibit future procurement awards for particular future contracts due to a finding of organizational conflicts of interest based upon prior related work performed for the agency that would give a contractor an unfair advantage over competing contractors, or the existence of conflicting roles that might bias a contractor's judgment;
- Subject the award of contracts to protest by competitors, which may require the contracting federal agency or department to suspend our performance pending the outcome of the protest and may also result in a requirement to resubmit offers for the contract or in the termination, reduction, or modification of the awarded contract;
- Suspend or debar us from doing business with the applicable government;
- Demand a set-off of amounts due to us on other contracts to satisfy amounts due to a contract default termination on a specific contract; and
- Control or prohibit the export of our services.

If a customer were to unexpectedly terminate, cancel, or decline to exercise an option to renew with respect to one or more of our significant government contracts, or if a government were to suspend or debar us from doing business with such government, our business, financial condition, and results of operations would be materially harmed.

Additional risks and uncertainties related to our government contracts include, but are not limited to, the following:

- We are subject to the Federal Acquisition Regulation (the “FAR”), the Defense Federal Acquisition Regulation Supplement (the “DFARS”), and other federal cybersecurity requirements, in connection with our defense work for the U.S. government and prime contractors. Amendments to cybersecurity requirements such as through amendments to the FAR or the DFARS, may increase our costs or delay the award of contracts if we are unable to certify that we satisfy such cybersecurity requirements.
- The U.S. government or a prime contractor customer could require us to relinquish data rights to a product in connection with performing work on a government contract, which could lead to a loss of valuable technology and intellectual property in order to participate in a government program.
- We may need to invest additional capital to build out higher level security infrastructure at certain of our facilities to win contracts related to government programs with higher level security requirements. Failure to invest in such infrastructure may limit our ability to obtain new contracts with such government programs.
- We have certain contracts which were awarded to us as part of the U.S. federal government’s small business program. As our revenue grows, we may be deemed to be “other than small,” which could reduce our eligibility for proposal opportunities or reduce our ability to secure new contracts.

***The U.S. political and economic environment could materially impact our business operations and financial performance, and future budget and program decisions by the new U.S. presidential administration may directly affect us.***

The political and economic environment in the U.S. and elsewhere has resulted in and may continue to result in uncertainty. Changing regulatory policies because of the changing political environment could impact our regulatory and compliance costs and future revenues, all of which could materially and adversely affect our business, financial condition and operating results. Failure to adapt to or comply with evolving regulatory requirements or investor or stakeholder expectations and standards could also negatively impact our reputation, access to capital and our stock price.

Additionally, levels of U.S. federal government spending are difficult to predict and subject to significant risk. Considerable uncertainty exists regarding how future budget and program decisions will unfold, including the spending priorities of the new U.S. presidential administration and Congress and what challenges budget reductions will present for us and our industry generally. For example, recent changes at the National Oceanic and Atmospheric Administration, including significant reductions in staffing levels, could impact our existing contracts and/or the timing of payments under those contracts. We are unable to predict whether budget reduction initiatives will impact our contracts with government agencies, and if so, the extent of those impacts. Pressures on and uncertainty surrounding the U.S. federal government’s budget, and potential changes in budgetary priorities, could adversely affect the funding of federal programs on which we rely, which could in turn adversely affect our business, financial condition and operating results.

***Our satellites and platform could fail to perform or perform at reduced levels of service because of technological malfunctions, satellite failures or deficiencies, or other performance failures, which would seriously harm our reputation, business, financial condition, and results of operations.***

Our satellites and platform are exposed to the risks inherent in large-scale, complex satellite systems employing advanced technology. We rely on data collected from a number of sources including data obtained from our satellites and from third parties, and may become unable or limited in our ability to receive such data. For example, satellites can temporarily go out of service and be recovered, or cease to function for reasons beyond our control, including the quality of design and construction, the supply of the battery, the expected gradual environmental degradation of solar panels, the durability of various satellite components and the orbits and space environments in which the satellites are placed and operated. Electrostatic storms, collisions with other objects or actions by malicious actors, including cyber-related events, could also damage the satellites and subject us to liability for any damages caused to other spacecraft. Additionally, in certain instances, governments may discontinue for periods of time the access to or operation of a satellite for any particular area on the Earth and for various reasons may not permit transmission of certain data, whether from a satellite owned by the government or not.

Satellites can experience malfunctions, commonly referred to as anomalies, which have occurred and may occur in the future with respect to our satellites. Any single anomaly could materially and adversely affect our ability to utilize the satellite.



Anomalies may also reduce the expected capacity, commercial operation and/or useful life of a satellite, thereby reducing the amount of space data collected, which, if material, could impact revenue or create additional expenses due to the need to provide replacement or back-up satellites or satellite capacity earlier than planned and could have a material adverse effect on our business. In addition, if a satellite experiences a malfunction, our backup satellite capacity may be insufficient to meet all of our customers' needs or cause service interruptions, and we may need to potentially blackout or reduce service to certain customers, which would adversely affect our relationships with our customers and result in loss of revenues.

Satellites have certain redundant systems, which can fail partially or in their entirety, and accordingly satellites may operate for extended periods without all redundant systems in operation, but with single points of failure. The failure of satellite components could cause damage to or loss of the use of a satellite before the end of its expected useful life. Certain of our satellites are nearing the end of their expected useful lives. As they do so, the performance of each satellite could start to gradually decline. We can offer no assurance that satellites will maintain their prescribed orbits or remain operational, and we may not have replacement satellites that are immediately available. There can be no assurance as to the actual useful life of a satellite or that the useful life of individual components will be consistent with their design life. A number of factors will impact the useful lives of our satellites, including, among other things, the quality of their design and construction, the durability of their component parts and availability of any replacement components, and the occurrence of any anomaly or series of anomalies or other risks affecting the satellites during launch and in orbit.

In particular, the strength, timing and intensity of the solar cycle may impact the longevity and operations of our satellites. The solar cycle is the cycle that the Sun's magnetic field goes through approximately every 11 years. More intense solar activity results in increased air-drag and potentially an earlier deorbit schedule, rendering a satellite inoperative or resulting in a complete loss due to burn out during re-entry in lower atmosphere. Current projections are that the current solar cycle will be more intense than the prior one. Our ability to minimize the solar cycle impact, our ability to replenish our existing constellation in a timely manner and the costs associated with these actions may adversely affect our results of operations.

In addition, any improvements in technology may make obsolete our existing satellites or any component of our satellites prior to the end of their lives. If our satellites and related equipment have shorter useful lives than we currently anticipate, this may lead to increased expenses from earlier than expected replacement satellites and/or declines in actual or planned revenues, which would have a material adverse effect on our business, financial condition, and results of operations.

Our satellites have in the past and may in the future contain defects, errors, or vulnerabilities, or may not perform as contemplated. These defects, errors, or vulnerabilities could result in exposure of data, data loss, data leakage, unanticipated downtime, or other events that would result in harm to our reputation, loss of customers or revenue, refunds, service terminations, or lack of market acceptance of our platform. Errors, viruses, or bugs may also be present in data, software, or hardware that we acquire or license from third parties and incorporate into our platform or in third-party software or hardware that our customers use in conjunction with our platform. Our customers' proprietary software and network firewall protections may corrupt data from our offerings and create difficulties in implementing our solutions.

We regularly develop and introduce new product enhancements, including changes to our satellite designs, upgrades to our operating systems and enhancements to our user interfaces. Failure to adequately de-risk these developments before they are deployed may adversely affect our ability to collect, process and deliver data. From time to time we may introduce a high concentration of changes at once, which could amplify these risks. Upgrades may be delayed, partially deployed or inadequately communicated to customers. Major sustained failures relating to these issues could result in increased costs and/or reduced or delayed revenue, which could harm our business, financial results and results of operations.

Any disruption to our satellites, platform, services, information systems, or infrastructure could result in the inability or reduced ability of our customers to receive our services for an indeterminate period of time. These customers include government agencies conducting mission-critical work throughout the world, as well as consumers and businesses located in remote areas of the world and operating under harsh environmental conditions. Any disruption to our services or extended periods of reduced levels of service could cause us to lose customers or revenue, result in delays or cancellations of future implementations of our services, result in failure to attract customers, or result in litigation, customer service, or repair work that would involve substantial costs and distract management from operating our business.

In addition, certain components of our platform are located in foreign countries, and as a result, are potentially subject to governmental, regulatory, or other actions in such countries which could force us to limit the operations of, or completely shut down, components of our system, including our ground stations or other portions of our infrastructure. The failure of any of the diverse and dispersed elements of the system, including satellites, network control center or backup control center, and ground stations, to function and coordinate as required could render the system unable to perform at the quality and capacity levels

required for success. Any system failures, repeated solution failures, shortened satellite commercial service life, or extended reduced levels of service could reduce our sales, increase costs, or result in warranty or liability claims and seriously harm our business, financial results, and results of operations.

***Satellites are subject to construction and launch delays, launch failures, and damage or destruction during launch, the occurrence of which can materially and adversely affect our operations.***

Delays in the construction of future satellites and the procurement of requisite components and third-party launch vehicles, limited availability of appropriate launch windows, possible delays in obtaining regulatory approvals, satellite damage or destruction during launch or deployment, launch failures, or incorrect orbital placement could have a material adverse effect on our business, financial condition, and results of operations. The loss of, or damage to, a satellite due to a launch failure could result in significant increased expenses from earlier than expected replacement satellites and delays in anticipated revenue. Any significant delay in the commencement of service of a satellite could delay or potentially permanently reduce the revenue anticipated to be generated by that satellite. In addition, if the loss of satellites was material, we might not be able to accommodate customers with sufficient data to meet minimum service level agreements until replacement satellites are available, and we may not have on hand, or be able to obtain in a timely manner, the necessary funds to cover the cost of any necessary satellite replacement. In addition, appropriate launch windows for satellites in our industry are limited and may become more so as additional satellite networks and other spacecraft are launched and/or as space debris becomes more common. Coordinating with partners and regulators to reserve launch windows and prepare for launches may as a result become more difficult over time. An extended launch delay, a launch failure, launch underperformance, or a perceived launch delay could have a material adverse effect on our business prospects, financial condition, and results of operations.

***Technical malfunctions, performance failures, or other issues or difficulties with our ground stations could harm our business, financial condition, and results of operations.***

The ongoing operations of our satellite constellation and data services rely on the functionality of our ground stations. We have in the past experienced and may in the future experience technical difficulties or mechanical issues with our ground stations, which may negatively impact service in the region covered by that ground station. Our ground stations are often located in remote regions of the world and not easily accessible. Any restrictions on travel may affect our ability to repair or service our ground stations which could have a material adverse effect on our business, financial condition, and results of operations.

We may experience a partial or total loss of one or more of our ground stations due to disasters such as tsunamis, tornados, floods, hurricanes, other extreme or unusual weather events, earthquakes, fires, acts of war or terrorism, or other catastrophic events. A failure at one or more of our ground stations could cause a delayed, partial, or complete loss of service for our customers. We may experience a failure in the necessary equipment at our ground stations, or in the communication links between our ground stations. Additionally, our ground stations are located on property that is not owned by us. A failure at any of our ground stations, facilities, or in the communications links between our facilities, or in our ability to maintain our ground station leases for any reason, could adversely affect our business, financial condition, and results of operations.

Further, we rely, at times, on third parties to perform maintenance on and repair our ground stations. If our relationship with these third parties deteriorates or the third parties become unable or unwilling to maintain the ground stations, or if there are changes in the applicable regulations that require us to give up any or all of our ownership interests in any of the ground stations, our control over our satellite data could be diminished and our business, financial condition, and results of operations could be harmed.

***We face competition and could face pricing pressure from, and lose market share to, our competitors, which would adversely affect our business, financial condition, and results of operations.***

The maritime, aviation, and weather and climate data industries are fragmented and highly competitive and characterized by rapid changes in technology, customer requirements, and industry standards, and frequent introductions of improvements to existing offerings. Our primary competitors in these industries include companies that specialize in one or more services similar to those offered by us on a local or regional basis. We also compete with global, national, regional, and local firms and government entities specializing in these industries. Both commercial and government organizations have indicated that they might build and launch satellites capable of collecting earth observation information from space. The U.S. government and foreign governments have developed and may in the future develop their own data collection tools and data analytics solutions, which could reduce their reliance on us and other commercial suppliers. In addition, such governments could sell or provide free of charge similar data and analytics and thereby compete with our offerings.

Some of our primary competitors include, in our maritime data vertical, Orbcomm Inc., in our aviation data vertical, Aireon LLC, and in our weather and climate data vertical, GeoOptics, Inc. with respect to our radio occultation data services. Some of our primary competitors also include analytics companies such as AccuWeather, Inc., Weathernews Inc., DTN, LLC, Tomorrow.io, Climavision and The Weather Company with respect to predictive analytics. We compete with companies such as AAC Clyde Space, GomSpace A/S, NanoAvionics LLC, ISISSpace and Open Cosmos Ltd. in our Space Services channel.

Additionally, many governmental agencies, such as NOAA, provide weather and climate data at little to no cost. We are constantly exposed to the risk that our competitors may utilize data they receive from us to develop and offer competing products and services to their customers, which may reduce the overall demand for our products and services. Our competitors may also implement disruptive technology, or new technology before we do, or may offer lower prices, additional offerings or other incentives that we cannot or will not offer. We can give no assurances that we will be able to compete successfully against existing or future competitors or increase our market share.

Our business model of delivering data and analytics gathered from a custom constellation of satellites in space is still relatively new and has only recently gained market traction. Moreover, many established businesses are aggressively competing against us and have offerings that have functionalities similar to those offered by us. We expect competition to increase as other established and emerging companies enter this market, as customer requirements evolve, and as new offerings and technologies are introduced. If we are unable to anticipate or effectively react to these competitive challenges, our competitive position would weaken, and our business, financial condition, and results of operations would be adversely affected.

Many of our existing competitors have, and some of our potential competitors could have, substantial competitive advantages, such as:

- greater name recognition, longer operating histories, and larger customer bases;
- larger sales and marketing budgets and resources;
- broader distribution and established relationships with suppliers, manufacturers, and customers;
- greater customer support resources;
- greater resources to make acquisitions and enter into strategic partnerships;
- lower labor and research and development costs;
- larger and more mature intellectual property rights portfolios; and
- substantially greater financial, technical, and other resources.

Conditions in our markets could change rapidly and significantly as a result of technological advancements, the emergence of new entrants into the market, partnering or acquisitions by our competitors, or continuing market consolidation. New innovative start-up companies and competitors that are making significant investments in research and development may invent similar or superior offerings and technologies that compete with our offerings. In addition to satellite-based competitors, terrestrial data service providers could further expand into rural and remote areas and provide some of the same general types of offerings that we provide. Potential customers may also believe that substitute technologies that have similar functionality or features as our platform are sufficient for their needs, or they may believe that point solutions that address narrower industry segments overall are nonetheless adequate for their needs. Some of our current or potential competitors have made or could make acquisitions of businesses or establish cooperative relationships that may allow them to offer more directly competitive and comprehensive offerings than were previously offered and may adapt more quickly to new technologies and customer needs. As a result of such acquisitions, our current or potential competitors may be able to accelerate the adoption of new technologies that better address customer needs, devote greater resources to bring these products and services to market, initiate or withstand substantial price competition, or develop and expand their product and service offerings more quickly than us. These competitive pressures in our market or our failure to compete effectively may result in fewer orders, reduced revenue and margins, and loss of market share. In addition, it is possible that industry consolidation may impact customers' perceptions of the viability of smaller or even mid-size companies and consequently reduce customers' willingness to purchase from such firms.

Additionally, competition continues to increase in the markets in which we operate, and we expect competition to further increase in the future, including from new and emerging companies, which could lead to increased pricing pressures. Our competitors vary in size, and some may have substantially broader and more diverse offerings, which may allow them to leverage their relationships based on other offerings or incorporate functionality into existing offerings to gain business in a manner that discourages customers from purchasing access to our platform, including through selling at zero or negative

margins, offering concessions, bundling offerings, or maintaining closed technology platforms. Any decrease in the subscription prices for our services, without a corresponding decrease in costs or increase in volume, would adversely impact our ability to achieve or maintain profitability. Our profitability would also be adversely affected by any shift towards lower-tiered subscription packages. If we are unable to maintain our pricing or market share due to competitive pressures or other factors, our business, financial condition, and results of operations would be adversely affected.

***Our reputation and brand are important to our success, and we may not be able to maintain and enhance our reputation and brand, which would adversely affect our business, financial condition, and results of operations.***

We believe that maintaining and enhancing our reputation as a leading global provider of space-based data and analytics is critical to our relationship with our existing customers and our ability to attract new customers. The successful promotion of our brand will depend on a number of factors, including our marketing efforts, our ability to continue to develop high-quality features for our platform, our ability to successfully differentiate our platform from those of our competitors, our ability to promote and maintain the reputation of our platform for data security, and our ability to obtain, maintain, protect, and enforce our intellectual property and proprietary rights. Our brand promotion activities may not be successful or yield increased revenue. In addition, independent industry analysts often provide reports of our platform, as well as the offerings of our competitors, and perception of our platform in the marketplace may be significantly influenced by these reports. If these reports are negative, or less positive as compared to those of our competitors, our reputation and brand may be adversely affected. Additionally, the performance of our channel partners may affect our reputation and brand if customers do not have a positive experience with our platform as implemented by our channel partners or with the implementation generally.

At times, competitors may adopt trade names or trademarks similar to ours, thereby impeding our ability to build brand identity and possibly leading to market confusion. Additionally, our registered or unregistered trademarks or trade names may be challenged, infringed, circumvented, or declared generic or determined to be infringing on other marks, or if we are otherwise unable to establish name recognition based on our trademarks and trade names, then we may not be able to compete effectively and our business may be adversely affected. The promotion of our brand requires us to make substantial expenditures, and we anticipate that the expenditures will increase as our market becomes more competitive, as we expand into new geographies and markets, and if more sales are generated through our channel partners. We may not realize any increase in revenue from such brand promotion initiatives, or any increase in revenue may not offset the increased expenses we incur. If we do not successfully maintain and enhance our reputation and brand, our business, financial condition, and results of operations would be adversely affected.

***Rapid and significant technological changes in the satellite industry or the introduction of a new service solution to the market that reduces or eliminates our service performance advantage may harm our business, financial condition, and results of operations.***

The satellite communications industry is subject to rapid advances and innovations in technology. We may face competition from companies using new service solutions, innovative technologies, and equipment, including new low earth orbit constellations and expansion of existing geostationary satellite systems or new technology that could eliminate the need for a satellite system. New service solutions and technologies could render our offerings obsolete or less competitive by satisfying customer demand in more attractive ways or through the introduction of incompatible standards. For example, if new transmitters are deployed that emit in the same frequencies as AIS, they might cause our AIS services to be severely compromised or disabled, or alternatively, if a material number of vessels were to turn off their AIS transmitting devices during their voyages, then this would reduce the utility of our AIS data services. Particular technological developments that could adversely affect us include the deployment by our competitors of new satellites with greater power, flexibility, efficiency, or capabilities, as well as continuing improvements in terrestrial technologies. In order for our business to keep pace with technological changes and remain competitive, we may need to make significant capital expenditures, including capital to design and launch new platform features and services. New technologies may also be protected by patents or other intellectual property laws and therefore may not be available for us to use. Any failure to implement new technology within our platform may compromise our ability to compete.

There is a risk that a competitor in the future may conceive of and implement a different technology solution that would approach or exceed the performance capability of our solutions, which would adversely affect our revenues, margin and market share.

For certain of our offerings, we are dependent on the continued operation of and access to allocated bands in the radio frequency spectrum and various GNSS. Any curtailment of the operating capability of these systems or limitations on our access to, or use

of the signals, or discontinuance of service could result in degradation of our services or performance and may have an adverse effect on our business.

In addition, as we introduce new services or enter into new markets, we may face new technological, operational, compliance, regulatory, and administrative risks and challenges, including risks and challenges unfamiliar to us. We may not be able to mitigate these risks and challenges to achieve our anticipated growth or successfully increase our market share, which could materially adversely affect our business, financial condition, and results of operations.

***Changes to our business models and pricing strategies could adversely affect our ability to attract or retain customers.***

We offer a multi-tiered subscription model for our platform, in addition to our project-based services. We are continuing to iterate and optimize our business models as we evaluate customer preferences, needs, and use of our platform and services, and expect that our business models will continue to evolve. Many factors could significantly affect our pricing strategies, including operating costs, our competitors' pricing and marketing strategies, customer use patterns, and general economic conditions. We may face downward pressure from our customers regarding our pricing, and competitors with different pricing models may attract customers that prefer the competitors' pricing models over our multi-tiered subscription model, which would cause us to lose business or modify our subscription model, both of which could adversely affect our business, financial condition, and results of operations. Changes to our subscription model and model for our project-based services may also affect our revenue recognition and other accounting policies, which may adversely affect our results of operations in any given fiscal period.

Certain of our competitors or potential competitors offer, or may in the future offer, lower-priced solutions, a broader range of services and features, or greater flexibility and customization in their offerings. Similarly, certain competitors may use marketing strategies that enable them to attract or retain new customers at a lower cost. Moreover, our customers may demand substantial price discounts as part of the negotiation of contracts. There can be no assurance that we will not be forced to reduce the pricing for our services, to change our business models, or to increase our sales and marketing and other expenses to attract and retain customers in response to competitive pressures. We have launched, and may in the future launch, new pricing strategies and initiatives, or modify existing business models, any of which may not ultimately be successful in attracting and retaining customers. Any such changes to our subscription model or the model for our project-based services or our ability to efficiently price our services could adversely affect our business, financial condition, and results of operations.

***Our sales cycle can be long and unpredictable for certain channels and services, and our sales efforts require considerable time and expense.***

Our quarterly results of operations fluctuate, in part, because of the resource-intensive nature of our sales efforts and the length and variability of our sales cycle for certain of our offerings, such as our project-based services, and for certain of our customers, such as government departments and agencies. The length of our sales cycle, from initial contact with our sales team to a contractual commitment from a customer, can also vary substantially from customer to customer based on customer size, industry, maturity, profitability, whether we are launching a new solution, and deal complexity and customization. Our sales cycle can vary considerably and is made more uncertain by regional or global events, inflation, elevated interest rates and other global economic and political uncertainties. Such events have resulted in and may continue to cause a general reduction in spending on data by our customers, which will further affect our ability to estimate not only the length of the sales cycle, but also the anticipated size of potential subscriptions. Further, our sales cycle may lengthen as we continue to focus our sales efforts on large enterprises and on our Space Services. For example, large organizations often undertake a significant evaluation process that results in a lengthy sales cycle and product purchases by large organizations are frequently subject to budget constraints, multiple approvals and administrative, processing and other delays.

In addition, our results of operations depend, in part, on subscription renewals from customers and increasing sales and upgrades to our existing customers, which may also be reduced or delayed as a result of regional or global events. If a customer does not renew on time or as expected, it can negatively affect our revenue for a given period. It is difficult to predict whether or exactly when we will make a sale to a potential customer or if we can renew or increase sales to our existing customers. As a result, initial sales or renewals have, in some cases, occurred in quarters subsequent to what we anticipated, or have not occurred at all. We may in the future make changes to our subscription model, which may affect the length of our sales cycle and our ability to predict the length of our sales cycle or the anticipated size of potential subscriptions. The loss or delay of one or more transactions in a quarter could impact our results of operations for that quarter and any future quarters for which revenue from that transaction is delayed.

***We depend on our sales force, and we may fail to attract, retain, motivate, or adequately train our sales force, which could adversely affect our business, financial condition, and results of operations.***

Our ability to increase our customer base, achieve broader market acceptance of our platform, grow our revenue, and achieve and sustain profitability depends, to a significant extent, on the effectiveness of our sales and marketing operations and activities, particularly our direct sales efforts. We depend on our sales force to obtain new customers and to drive additional sales to existing customers by selling them new subscriptions and expanding the value of their existing subscriptions. We believe that there is significant competition for sales personnel, including sales representatives, sales managers, and sales engineers, with the skills and technical knowledge that we require. Our ability to grow revenue depends, in part, on our ability to recruit, train, and retain sufficient numbers of sales personnel to support our growth. New hires require significant training and may take significant time before they achieve full productivity, and our remote and online onboarding and training processes may be less effective and take longer than in-person processes. Further, hiring sales personnel in new countries requires additional set up and upfront costs that we may not recover if the sales personnel fail to achieve full productivity. If we are unable to attract, retain, motivate and adequately train sufficient numbers of effective sales personnel, if our sales personnel do not reach significant levels of productivity in a timely manner, or if our sales personnel are not successful in converting potential customers into new customers or increasing sales to our existing customer base, our business, financial condition, and results of operations would be adversely affected.

In addition, we spend significant amounts on advertising and other marketing campaigns to acquire new customers. While we seek to deploy our marketing strategies in a manner most likely to encourage efficient customer acquisition, we may fail to identify marketing opportunities that satisfy our anticipated return on marketing spend as we scale our investments in marketing, and may fail to accurately predict customer acquisition and behavior. If any of our advertising and other marketing campaigns prove less successful than anticipated in attracting new customers, our business, financial condition and results of operations could be adversely affected. There can be no assurance that our marketing efforts will result in increased sales.

***Our ability to increase sales depends, in part, on the quality of our customer support and the ease of our customer experience, and a failure to offer high quality customer support and customer experience would harm our reputation and adversely affect our business, financial condition, and results of operations.***

Our customers may depend on our technical support services to resolve issues relating to our platform. If we do not succeed in helping our customers quickly resolve issues or provide effective ongoing education related to our platform, our reputation could be harmed, and our existing customers may not renew or upgrade their subscriptions or may cancel their contracts. To the extent that we are unsuccessful in hiring, training, and retaining adequate customer support resources, our ability to provide adequate and timely support to our customers, and our customers' satisfaction with our platform, will be adversely affected. Our failure to provide and maintain high quality customer support would harm our reputation and brand and adversely affect our business, financial condition, and results of operations.

***We provide minimum service level commitments to certain of our customers, and our failure to meet these commitments could cause us to issue credits or pay penalties, which could harm our results of operations.***

Certain of our customer agreements currently, and new customer agreements may in the future, provide minimum service level commitments, such as specifications regarding the availability, functionality, and performance of our platform. The loss of one or more of our satellites or problems with our ground stations could cause our service to fall below minimum service level commitments. Any failure of or disruption to our infrastructure could impact the performance of our platform and the availability of our services to customers. If we are unable to meet our stated service level commitments or if we suffer extended periods of poor performance or unavailability of our platform, we may be contractually obligated to provide affected customers with service credits or services at no or reduced cost, and, in certain cases, face contract termination with refunds of prepaid amounts related to unused subscriptions. If we suffer performance issues or downtime that fall below the service level commitments under our contracts with our customers, our business, financial condition, and results of operations would be adversely affected.

Further, in the normal course of business, we have entered and may in the future enter into agreements that provide for indemnification and guarantees to counterparties in transactions involving debt financing, sales of services, purchases and development of assets and operating leases. The nature of almost all of these indemnifications may prevent us from making a reasonable estimate of the maximum potential amount that we could be required to pay counterparties. If these payments were to become significant, future liquidity, capital resources, and our credit risk profile may be adversely affected.

***We may fail to cost-effectively acquire new customers or obtain renewals, upgrades, or expansions from our existing customers, which would adversely affect our business, financial condition, and results of operations.***

Our continued growth depends, in part, on our ability to cost-effectively acquire new customers. Numerous factors, however, may impede our ability to add new customers, including our failure to attract, effectively train, retain, and motivate sales and marketing personnel, our failure to develop or expand relationships with third parties, our inability to convert initial usage into ongoing utilization of our solutions, and our failure to successfully deliver our services and provide quality customer support once delivered.

Our success also depends, in part, on our customers renewing their subscriptions when existing contract terms expire, and our ability to expand our relationships with our existing customers. Our customers have no obligation to renew or upgrade their subscriptions, and in the normal course of business, some customers have elected not to renew. In addition, our customers may decide not to renew their subscriptions with a similar contract period or at the same prices or terms or may decide to downgrade their subscriptions. Uncertain macroeconomic and geopolitical factors, including as a result of inflationary pressures, currency exchange rate fluctuations, the Russian invasion of Ukraine, Israel's war with Hamas, and elevated interest rates may result in longer and unpredictable sales cycles, could result in potential customers deciding not to contract with us or current customers deciding not to renew, could cause delays in renewal, upgrade, or expansion decisions for some of our existing customers, may reduce the effectiveness of our sales and marketing efforts, and could reduce the duration of subscriptions. In addition, these situations could result in increased customer churn, a lengthening of our sales cycle with some of our potential customers, or reduced contract value with prospective or existing customers. Our customer retention or our customers' use of our platform may decline or fluctuate as a result of a number of factors, including our customers' satisfaction with our platform and our customer support, our subscription model, our project-based services model, the prices, features, or perceived value of competing offerings, changes to our offerings, or general economic conditions. We will need to maintain or improve our ARR Net Retention Rate to support our growth, and our ability to expand our relationships with customers may require more sophisticated and costly sales efforts. If our customers' renewals or expansions fall below expectations, and as a result our ARR Net Retention Rate decreases, our business, financial condition, and results of operations would be adversely affected.

In addition, our ability to expand our relationship with our customers depends in large part on our ability to enhance and improve our platform, introduce compelling new features, and address additional use cases. The success of any new or enhanced features depends on several factors, including market demand for the enhanced features, timely completion and delivery, adequate quality testing, and competitive pricing. If we are unable to successfully develop new features, enhance our existing features to meet customer requirements, or otherwise gain broader market acceptance, our business, financial condition, and results of operations would be adversely affected. If our customers do not renew, upgrade, or expand their subscriptions, defer their subscriptions to a later date, renew their subscriptions on less favorable terms, or fail to increase adoption of our platform, including tiered and premium features or project-based services, our business, financial condition, and results of operations would be adversely affected.

***The markets for our offerings are evolving, and our future success depends on the growth of these markets and our ability to adapt, keep pace, and respond effectively to evolving markets.***

The markets for our offerings are in a relatively early stage of development within the industries in which we operate, and demand for our offerings may not grow, or may even contract, either generally or in particular industries and markets, for particular types of services or during particular time periods. As such, any predictions or forecasts about our future growth, revenue, and expenses may not be as accurate as they would be if we had a longer operating history or operated in more predictable markets. Any expansion in our markets depends on a number of factors, including the cost, performance, and perceived value associated with our offerings and the offerings of our competitors. A lack of demand could impair our ability to sell access to our platform, develop and successfully market new services, and could exert downward pressure on prices.

The markets for our offerings are also characterized by rapid technological changes and evolving industry standards and changing regulatory requirements. This constant evolution may reduce the effectiveness of or demand for our services or render them noncompetitive or obsolete. Our continued success and growth depend upon our ability to anticipate these challenges and to innovate by enhancing our existing services and developing and successfully implementing new services to keep pace with the ever-changing and increasingly sophisticated needs of our customers. We have in the past experienced delays in improving our offerings due to budgetary constraints and evolving customer demands, which could continue in the future.

New service introductions that are responsive to new technologies and changing industry and regulatory standards can be complex and expensive as they require significant planning, design, development, and testing. We may find it difficult or costly to update our services and to develop new services quickly enough to work effectively with new or changed technologies, to

keep pace with evolving industry standards or to meet our customers' needs. In addition, our industries may be slow to accept new technologies that we develop because of, among other things, existing regulations or standards written specifically for older technologies and a general unfamiliarity with new technologies. As a result, any new services that we may develop may not be successful for a period of time, if at all. If we are unable to successfully enhance or update existing services or develop, identify, and market new services to meet these challenges, our business, financial condition, and results of operations may be adversely affected.

***We rely on third parties for our supply of certain of our data, equipment, satellite components, software, and operational services to manage and operate our business, and any failure or interruption with these third parties could adversely affect our business, financial condition, and results of operations.***

We purchase equipment and satellite components from third-party suppliers, and we depend on those suppliers to deliver and support our operations at the contracted specifications in order for us to continue to meet our service and contractual commitments to our customers. We may experience difficulty if these suppliers, particularly our top suppliers, do not meet their obligations to deliver and support the equipment and satellite components. We may also have trouble or failure when implementing, operating and maintaining this equipment and satellite components, or when providing services using this equipment. This difficulty or failure may lead to service interruptions or degradations in the services offered to our customers, which could cause our revenues to decline materially and could adversely affect our ability to market our services and generate future revenues and profit.

Further, our suppliers may become capacity-constrained or could face financial difficulties as a result of a surge in demand, a natural disaster, or other event, including the impacts of inflationary pressures, currency exchange rate fluctuations, the Russian invasion of Ukraine, and elevated interest rates. As a result, we may experience operational delays and may have to evaluate replacement suppliers for our satellite components, equipment, and operational services. If we fail to effectively address these issues, we could suffer delays, which could reduce our ability to launch new satellites and manage and operate our business, which could harm our reputation, business, financial condition, and results of operations.

We also rely on a number of third-party data, software, and services to manage and operate our business. The data, software, and services provided by these third parties are critical to our ability to increase our sales to customers, operate and maintain our platform, and accurately maintain books and records. Any disruption in these services could reduce the quality or volume of data we are able to provide to our customers, impair our ability to execute on our operating plan, and disrupt our business. Further, if these services cease to be available to us on commercially reasonable terms, or at all, we may be required to use additional or alternative services, or to develop additional capabilities within our business, any of which may not be available or could require significant resources and adversely affect our business, financial condition, and results of operations.

We also rely on third-party cloud service providers to process the data we provide to service our customers. These third-party services are critical to our ability to provide reliable service to our customers. Any disruption in these services would negatively impact our data service uptime and our ability to service customers reliably and consistently, which could reduce sales and adversely affect our business, financial condition and results of operations.

Our business may be adversely affected if any of our direct or indirect relationships with our third-party suppliers of data, equipment, satellite components, or operational services are terminated or modified. If our arrangements with our third parties are terminated, our search for additional or alternate third-party suppliers could result in significant launch delays, added expense, reduced quality of our data, and an inability to maintain or expand our customer base. Any of these events could require us to take unforeseen actions or devote additional resources to provide our services and could adversely affect our business, financial condition, and results of operations.

***We manufacture our satellites in-house at a single manufacturing facility in the United Kingdom. Any impairment to our manufacturing facility could cause us to incur additional costs and delays in the production and launch of our satellites, which would materially affect our business, financial condition, and results of operations.***

We currently manufacture our satellites in-house at a single manufacturing facility in the United Kingdom. The availability of our services depends on the continuing operation of our satellite manufacturing infrastructure and operations. Any impairment such as downtime, damage to, or failure of our manufacturing facility could result in interruptions in our production of satellites, which could materially affect our business. Our manufacturing facility may become capacity-constrained or could face financial difficulties as a result of a surge in demand for additional satellites, a natural disaster, or other event, including the impacts of a pandemic. Our manufacturing site is vulnerable to damage or interruption from floods, fires, power loss, or aging infrastructure. An infrastructure failure could result in the destruction of satellites under construction or inventory, manufacturing delays, or



additional costs incurred, and we do not maintain back-up manufacturing facilities or operations. We may not be able to replace or supplement the satellite manufacturing process with third-party manufacturers, and even if we are able to do so, there could be a substantial period of time in which new satellites would not be manufactured. Further, any new relationship may involve higher costs and delays in development and delivery. We may also encounter technical challenges in successfully replicating the manufacturing processes in another facility or with a third party. The occurrence of any of the foregoing could result in lengthy interruptions in our production and launch of our satellites, which could materially affect our business, financial condition, and results of operations.

***We are dependent on third parties to launch our satellites into space, and any launch delay, malfunction, or failure could have a material adverse impact to our business, financial condition, and results of operations.***

We are dependent on third-party launch service providers. Currently, the number of companies who offer launch services is limited, and if this sector fails to grow or experiences consolidation among current providers, we may not be able to secure space on a launch vehicle or may incur higher prices for such space. This could cause delays in our ability to meet our customers' needs or an increase in the price for our offerings, adversely affecting our business, financial condition, and results of operations. The technology related to launch capabilities is evolving rapidly as existing launch providers iterate on their existing capabilities and new providers enter the market. Our launch partners may encounter launch, deployment, or in-orbit delays or failures, leading to the damage or complete loss of our satellites, including customer assets. In the event that a launch is delayed, our timing for the recognition of revenue tied to customer acceptance of project-based deliverables may similarly be delayed. For example, one of our launch partners experienced a launch failure, but we did not have any satellites on the failed launch. The launch partner then delayed future launches until it completed its investigations and obtained the necessary approvals to resume launches. As a result, the launch of one of our missions by this launch partner that was anticipated to occur in the fourth quarter of 2023 was delayed to January 2024, thereby delaying the timing of the recognition of revenue related to such launch. Launch delays are common in our industry, and they could negatively impact our financial statements or earnings for a given time period.

***Our international operations and continued international expansion subject us to additional costs and risks, which could adversely affect our business, financial condition, and results of operations.***

Our business and our business objectives are inherently worldwide. As such, our growth strategy depends, in part, on our continued international expansion. We are continuing to adapt to and develop strategies to address international markets, but there is no guarantee that such efforts will be successful. In addition, efforts to expand our platform in certain foreign countries may be complicated, constrained, or even prohibited due to legal requirements we must comply with in the United States or other jurisdictions that may conflict with legal requirements in the new country's markets to which we seek access.

Our international sales and operations are subject to a number of risks, including the following:

- greater difficulty in enforcing contracts and managing collections in countries where our recourse may be more limited, as well as longer collection periods;
- higher costs of doing business internationally, including costs incurred in establishing and maintaining office space and equipment for our international operations;
- differing labor regulations, especially in the EU, where labor laws are often more favorable to employees;
- greater risks of unexpected changes in regulatory practices, tariffs, trade disputes, and tax laws and treaties, particularly due to the United Kingdom's exit from the EU;
- greater risk of unexpected changes in regulatory requirements, tariffs and tax laws, trade laws, export quotas, customs duties, treaties, and other trade restrictions;
- challenges inherent to efficiently recruiting and retaining talented and capable employees in foreign countries and maintaining our company culture and employee programs across all of our offices;
- fluctuations in exchange rates between the U.S. Dollar and foreign currencies in markets where we do business;
- management communication and integration problems resulting from language and cultural differences and geographic dispersion;
- difficulties in penetrating new markets due to established and entrenched competitors;
- difficulties in developing services that are tailored to the needs of local customers;

- lack of local acceptance, recognition, or knowledge of our brand and services;
- unavailability of or difficulties in establishing relationships with local customers;
- significant investments, including the development, deployment, and maintenance of dedicated facilities in certain countries with laws that require such facilities to be installed and operated within their jurisdiction to connect the traffic coming to and from their territory;
- difficulties in obtaining required regulatory or other governmental approvals;
- costs associated with language localization of our platform;
- risks associated with trade restrictions and foreign legal requirements, including any importation, certification, and localization of our platform that may be required in foreign countries;
- costs of compliance with foreign laws and regulations and the risks and costs of non-compliance with such laws and regulations, including, but not limited to data privacy, data protection, and data security laws and regulations;
- compliance with anti-bribery laws, including, without limitation, the U.S. Foreign Corrupt Practices Act of 1977, as amended (the “FCPA”), the U.S. Travel Act, and the UK Bribery Act 2010 (the “UK Bribery Act”), violations of which could lead to significant fines, penalties, and collateral consequences for us;
- risks relating to the implementation of exchange controls, including restrictions promulgated by the Office of Foreign Assets Control (“OFAC”), and other similar trade protection regulations and measures;
- heightened risk of unfair or corrupt business practices in certain geographies and of improper or fraudulent sales arrangements that may impact our results of operations and result in restatement of, or irregularities in, financial statements;
- the uncertainty of protection for intellectual property rights in some countries;
- exposure to regional or global public health issues, such as the outbreak of a pandemic, and to travel restrictions and other measures undertaken by governments in response to such issues;
- general economic and political conditions in these foreign markets, including political and economic instability in some countries and its impacts on the region and the regional and global economies;
- foreign exchange controls or tax regulations that might prevent us from repatriating cash earned outside the United States;
- double taxation of our international earnings and potentially adverse tax consequences due to changes in the tax laws of the United States or the foreign jurisdictions in which we operate; and
- provisions in government contracts prohibiting foreign nationals from working on certain programs.

These and other factors could harm our ability to generate revenue outside of the United States and/or could result in increased expenses and liabilities, and consequently, adversely affect our business, financial condition, and results of operations.

***In the future, we may pursue acquisitions or strategic transactions, and if we fail to successfully integrate acquired companies into our business or if such acquisitions fail to deliver the expected return on investment, our business, financial condition, and results of operations could be adversely affected.***

We have in the past acquired, and may in the future acquire or invest in, businesses, offerings, technologies, or talent that we believe could complement or expand our platform, enhance our technical capabilities, or otherwise offer growth opportunities. We may not be able to fully realize the anticipated benefits of such acquisitions or investments. The pursuit of potential acquisitions may divert the attention of management and cause us to incur significant expenses related to identifying, investigating, and pursuing suitable acquisitions, whether or not they are consummated.

There are inherent risks in integrating and managing acquisitions. If we acquire additional businesses, we may not be able to assimilate or integrate the acquired personnel, operations, solutions, and technologies successfully, or effectively manage the combined business following the acquisition. We also may not achieve the anticipated benefits or synergies from the acquired business, offerings and technologies due to a number of factors, including, without limitation:

- unanticipated costs or liabilities associated with the acquisition, including claims related to the acquired company, its offerings, or technology;

- incurrence of acquisition-related expenses, which would be recognized as a current period expense;
- inability to generate sufficient revenue to offset acquisition or investment costs;
- inability to maintain relationships with customers and partners of the acquired business;
- challenges with incorporating acquired technology and rights into our platform and maintaining quality and security standards consistent with our brand;
- inability to identify security vulnerabilities in acquired technology prior to integration with our technology and platform;
- inability to achieve anticipated synergies or unanticipated difficulty with integration into our corporate culture;
- delays in customer purchases due to uncertainty related to any acquisition;
- the need to integrate or implement additional controls, procedures, and policies;
- challenges caused by distance, language, and cultural differences;
- harm to our existing business relationships with business partners and customers as a result of the acquisition;
- potential loss of key employees;
- use of resources that are needed in other parts of our business and diversion of management and employee resources;
- inability to recognize acquired contract liabilities in accordance with our revenue recognition policies; and
- use of substantial portions of our available cash or the incurrence of debt to consummate the acquisition.

Acquisitions also increase the risk of unforeseen legal liability, including for potential violations of applicable law or industry rules and regulations, arising from prior or ongoing acts or omissions by the acquired businesses that are not discovered by due diligence during the acquisition process. We may have to pay cash, incur debt, or issue equity or equity-linked securities to pay for any future acquisitions, each of which could adversely affect our financial condition or the market price of our Class A common stock. The sale of equity or issuance of equity-linked debt to finance any future acquisitions could result in dilution to our stockholders. The incurrence of indebtedness would result in increased fixed obligations and could also include covenants or other restrictions that would impede our ability to manage our operations. Any of the foregoing could adversely affect our business, financial condition, and results of operations.

### **Risks Related to the Transactions**

#### ***Failure to complete the Transactions would have a material adverse effect on us.***

On November 13, 2024, we entered into a Share Purchase Agreement (the “Purchase Agreement”) with Kpler Holding SA, a Belgian corporation (“Buyer”), pursuant to which we agreed to sell our maritime business to Buyer and enter into certain ancillary agreements (the “Transactions”). The maritime business to be sold pursuant to the Transactions does not include any part of our satellite network or operations. The purchase price to be paid by Buyer to us at the closing of the Transactions is a cash payment based upon an enterprise value of \$233.5 million, subject to certain adjustments. The Transactions also include a twelve-month transition service and data provision agreement for \$7.5 million. The Purchase Agreement provides that the closing of the Transactions is subject to the satisfaction or waiver of certain closing conditions set forth in the Purchase Agreement.

We believe all conditions to closing contained in the Purchase Agreement have been satisfied or could be satisfied. Notwithstanding our notice to Buyer to that effect, Buyer has failed to consummate the closing. Buyer has cited various reasons for declining to close, including a review of the Transactions by the UK Competition and Markets Authority. We have rejected these reasons. We believe that Buyer’s failure to close is not consistent with the terms of the Purchase Agreement, which do not give Buyer the option to delay closing once all closing conditions have been met.

As a result of the foregoing, on February 10, 2025, we filed a complaint in the Delaware Court of Chancery against Buyer seeking a grant of specific performance ordering Buyer to satisfy its obligations under the Purchase Agreement and consummate the closing in accordance with the terms of the Purchase Agreement. In the complaint, we also requested a declaratory judgment declaring that Buyer has breached its obligations under the Purchase Agreement and is not excused from performing its obligations under the Purchase Agreement, including proceeding with the closing.

Buyer removed the matter to the District of Delaware, pursuant to a contract term in the Purchase Agreement promising not to contest removal to that court. The District of Delaware initially selected a March 4 trial date, but on February 26, 2025, the court set a trial date of May 28-30, 2025. There is no assurance as to what action the District of Delaware will take with respect to the proceeding initiated by us and there is no assurance as to whether or not the Transactions will be consummated on the terms contemplated or at all. The amount of any damages which may be sought or obtained from Buyer cannot be determined at this time.

If the Transactions are not completed, the market price of our Class A common stock could decline as a result and our business would be adversely affected, including as a result of the need to pay expenses relating to the uncompleted Transactions, such as legal, accounting, printing and financial advisory fees; negative reactions from our employees, customers, suppliers and financing sources, from other persons with whom we have important business relationships and from regulators; and litigation related to the Transactions. If the Purchase Agreement is terminated and we seek to negotiate a similar deal with a different counterparty, we might not be able to find a party willing to enter into a transaction with terms equivalent to or more attractive than the terms agreed to in the Purchase Agreement.

***The Transactions, and uncertainty regarding the Transactions, may adversely affect our relationships with customers, suppliers, strategic partners and others and could adversely affect our ability to manage our business.***

There is currently uncertainty regarding the completion of the Transactions. This uncertainty and the prospect of the Transactions itself have caused and may continue to cause customers, suppliers, strategic partners and others that deal with us to delay or defer entering into contracts with us or making other decisions concerning us or to seek changes in or cancellation of existing business relationships with us. Delays or deferrals of contracts or other decisions or changes in or cancellations of existing agreements or relationships could in some individual cases or in the aggregate have an adverse impact on our business, regardless of whether the Transactions are ultimately completed.

In addition, under the terms of the Purchase Agreement, we are subject to certain restrictions on the conduct of our business prior to the completion of the Transactions, including being obligated to use commercially reasonable efforts to carry on our business in the ordinary course and not to engage in specified types of actions, subject to certain exceptions. These restrictions could delay or otherwise adversely affect our ability to execute certain of our business strategies or limit our ability to respond to competitive or other developments that arise prior to the completion of the Transactions and could negatively affect our business and operations.

***Uncertainties associated with the Transactions may result in our losing management and other key personnel, which could adversely affect our business and operations.***

We are dependent on the experience and industry knowledge of our officers and other key management, technical and professional personnel to execute our business plans. Our success will depend in part upon our ability to retain key management and other key personnel. Current and prospective employees of ours may experience uncertainty about their roles with us following the Transactions or have other concerns regarding the timing of the Transactions or the operations of the Company following the Transactions, any of which may have an adverse effect on our ability to retain, attract or motivate key management and other key personnel. If we are unable to retain personnel, including key management, who are critical to future operations, we could face disruptions in our operations, loss of customers, loss of key information, expertise or know-how and unanticipated additional recruitment and training costs. In addition, the loss of key personnel could diminish the anticipated benefits of the Transactions.

***We have incurred and expect to incur significant transaction costs in connection with the Transactions.***

We have incurred and expected to continue to incur a number of non-recurring costs associated with negotiating and completing the Transactions, including, among others, fees paid to financial, legal, accounting and other advisors, employee retention, severance and benefit costs, filing fees and, potentially, termination fees. These fees and costs have been, and will continue to be, substantial and, in many cases, will be borne by us whether or not the Transactions are completed, and could have an adverse effect on our financial position, results of operations and cash flows.

***There is no assurance that we will be able to realize the anticipated benefits from the Transactions.***

Even if the Transactions are completed, there is no assurance that we will be able to realize the anticipated benefits from the Transactions. In the event that we complete the Transactions, we will be highly dependent on the success of our remaining

businesses. Moreover, there may be post-closing risks associated with the Transactions, which could result in liability to us following the closing of the Transactions.

### **Risks Related to Intellectual Property, Privacy, Cybersecurity, and Technical Infrastructure**

*Any failure to obtain, maintain, protect, or enforce our intellectual property and proprietary rights could harm our business, financial condition, and results of operations.*

Our success depends, in part, upon our ability to obtain, maintain, protect, and enforce our intellectual property rights, including our proprietary technology, know-how, and our brand. We rely on a combination of patents, copyrights, trademarks, service marks, trade secret laws, and contractual provisions in an effort to establish and protect our proprietary rights. However, the steps we take to obtain, maintain, protect, and enforce our intellectual property rights may be inadequate, and if we fail to protect or enforce our intellectual property rights or trade secrets adequately, our competitors might gain access to our proprietary technology and develop and commercialize similar services or technologies, and our business, financial condition, results of operations, or prospects could be adversely affected. Although we have been issued patents in the United States and Canada and have additional patent applications pending, there can be no assurance that our patent applications will result in issued patents. Even if we continue to seek patent protection in the future, we may be unable to obtain or maintain patent protection for our technology. In addition, any patents issued from pending or future patent applications or that are licensed to us in the future may not provide us with competitive advantages or may be successfully challenged by third parties. Any of our patents, trademarks, or other intellectual property rights may be challenged or circumvented by others or invalidated or held unenforceable through administrative process or litigation in the United States, Canada, or in other foreign jurisdictions. There can be no guarantee that others will not infringe on our trademarks or patents, independently develop offerings that are similar to our intellectual property or trade secrets, duplicate any of our offerings, or design around our patents or other intellectual property rights. Further, legal standards relating to the validity, enforceability, and scope of protection of intellectual property rights may be uncertain. Moreover, policing unauthorized use of our technologies, trade secrets, and intellectual property may be difficult, expensive, and time-consuming, particularly in foreign countries where the laws may not be as protective of intellectual property rights as those in the United States and where mechanisms for enforcement of intellectual property rights may be weak. Accordingly, despite our efforts, we may be unable to prevent third parties from infringing upon, misappropriating, or otherwise violating our intellectual property rights.

We rely, in part, on trade secrets, proprietary know-how, and other confidential information to maintain our competitive position. While we generally enter into confidentiality and invention assignment agreements with our employees and consultants and enter into confidentiality agreements with third parties, including the parties with whom we have strategic relationships and business alliances, these agreements may not be effective in controlling access to, distribution, use, misuse, misappropriation, reverse engineering, or disclosure of our proprietary information, know-how, and trade secrets. Further, these agreements do not prevent our competitors or partners from independently developing offerings that are substantially equivalent or superior to our offerings. These agreements may be breached, and we may not have adequate remedies for any such breach. Enforcing a claim that a party violated confidentiality obligations or illegally disclosed or misappropriated a trade secret or know-how is difficult, expensive and time consuming, and the outcome is unpredictable. In addition, some courts inside and outside the United States are less willing or unwilling to protect trade secrets and know-how.

We may be required to spend significant resources in order to monitor and protect our intellectual property rights and trade secrets, and some violations may be difficult or impossible to detect. Litigation may be necessary in the future to enforce our intellectual property rights, and such litigation could be costly, time-consuming, and distracting to management, and could result in the impairment or loss of portions of our intellectual property. Our efforts to enforce our intellectual property rights may be met with defenses, counterclaims, and countersuits attacking the validity and enforceability of our intellectual property rights, and if such defenses, counterclaims, and countersuits are successful, we could lose valuable intellectual property rights. Our inability to protect our proprietary technology against unauthorized copying or use, as well as any costly litigation or diversion of our management's attention and resources, could impair the functionality of our services and technology, delay introductions of enhancements to our services and technology, result in us substituting inferior or more costly technologies into our service offerings, or harm our reputation and brand. In addition, we may be required to license additional technology from third parties to develop and market new features, which may not be on commercially reasonable terms, or at all, and could adversely affect our ability to compete.

***Claims by others that we infringed their proprietary technology or other intellectual property rights would harm our business.***

Our success depends, in part, on our ability to develop and commercialize our services without infringing, misappropriating, or otherwise violating the intellectual property rights of third parties. However, we may not be aware if our services are infringing, misappropriating, or otherwise violating third-party intellectual property rights, and such third parties may bring claims alleging such infringement, misappropriation, or violation. Companies in technology industries, including some of our current and potential competitors, are subject to litigation based on allegations of infringement or other violations of intellectual property rights. In addition, certain companies and rights holders seek to enforce and monetize patents or other intellectual property rights they own, have purchased, or otherwise obtained. Many potential litigants, including some of our potential competitors and patent-holding companies, have the ability to dedicate substantial resources to assert their intellectual property rights and to defend claims that may be brought against them.

Any claim of infringement by a third party, even those without merit, against us or for which we are required to provide indemnification could cause us to incur substantial costs defending against the claim, could distract our management from our business, and could require us to cease or modify our use of such intellectual property. Further, because of the substantial amount of discovery required in connection with intellectual property litigation, we risk compromising our confidential information during this type of litigation. We may be required to make substantial payments for legal fees, settlement fees, damages, royalties, or other fees in connection with a claimant securing a judgment against it, we may be subject to an injunction or other restrictions that cause us to cease commercializing certain aspects of our business and technology, we may be required to redesign any allegedly infringing portion of our services and technology, or we may agree to a settlement that prevents us from commercializing certain aspects of our services or technology, any of which could adversely affect our business, financial condition, and results of operations. Moreover, there could be public announcements of the results of hearings, motions or other interim proceedings or developments and if securities analysts or investors perceive these results to be negative, it would have a substantial adverse effect on our business, results of operations, or the market price of our Class A common stock.

With respect to any intellectual property rights claim, we may have to seek out a license to continue operations found to be in violation of such rights, which may not be available on favorable or commercially reasonable terms and may significantly increase our operating expenses. Some such licenses may be non-exclusive, and therefore our competitors may have access to the same technology licensed to us. If a third-party does not offer us a license to our intellectual property on commercially reasonable terms, or at all, we may be required to develop alternative, non-infringing technology, which could require significant time (during which we would be unable to continue to offer our affected features), effort, and expense, and may ultimately not be successful. Any of these events would adversely affect our business, financial condition, and results of operations.

When engaging in preliminary commercial discussions, we enter into non-disclosure agreements with potential partners. These agreements permit the parties to exchange confidential information conditioned on compliance with the terms contained therein. Any claim that we have not adhered to the terms of a non-disclosure agreement, even claims without merit, could cause us to incur substantial costs defending against the claim, could distract our management from our business, and could require us to cease or modify our services, in addition to potentially paying substantial payments for legal fees, settlement fees, damages, royalties, or other fees.

***Our services and technology contain third-party open source software components, and failure to comply with the terms of the underlying open source software licenses could restrict our ability to deliver our platform or subject us to litigation or other actions.***

Our technology includes software modules licensed to us by third-party authors under open source licenses, and we expect to continue to incorporate such open source software in our platform in the future. We also contribute to the open source developer community. Use and distribution of open source software may entail greater risks than use of third-party commercial software, as open source licensors generally do not provide support, warranties, indemnification, or other contractual protections regarding infringement claims or the quality of the code. We include open source software in some of our technology to improve functionality and reduce engineering time and cost and make the source code of some of our proprietary platform features available as open source to facilitate collaboration, but this may also enable others to compete more effectively. In addition, the public availability of such open source software may make it easier for others to compromise our services and technology.

Some open source licenses contain requirements that could require us to make available source code for modifications or derivative works we create pursuant to the terms of such open source licenses. If we combine our proprietary software with open source software in a certain manner, we could, under certain open source licenses, be required to release the source code of our proprietary software to the public. This would allow our competitors to create similar offerings with lower development effort and time and ultimately could result in a loss of our competitive advantages. Alternatively, to avoid the public release of the affected portions of our source code, we could be required to expend substantial time and resources to re-engineer some or all our software. Certain of our technology incorporates software that is licensed under an open source license, which would require release of proprietary code if such technology was released or distributed to third parties. Additionally, some open source projects have known vulnerabilities and architectural instabilities and are provided on an “as-is” basis, which, if not properly addressed, could negatively affect the performance of our technology.

The terms of many open source licenses have not been interpreted by U.S. or foreign courts, and there is a risk that these licenses could be construed in a way that could impose unanticipated conditions or restrictions on our ability to provide or distribute our platform. From time to time, there have been claims challenging the ownership of open source software against companies that incorporate open source software into their platform, and the licensors of such open source software provide no warranties or indemnities with respect to such claims. As a result, we and our customers could be subject to lawsuits by parties claiming ownership of what we believe to be open source software. Moreover, we cannot assure that our processes for controlling our use of open source software in our platform will be effective. If we are held to have breached or failed to fully comply with all the terms and conditions of an open source software license, or if an author or other third-party that distributes such open source software were to allege that we had not complied with the conditions of one or more of these licenses, we could be required to incur significant legal expenses defending against such allegations, could be subject to significant direct or indirect damages, enjoined from the sale of subscriptions to our platform or other liability, or be required to seek costly licenses from third parties to continue providing our platform on terms that are not economically feasible, to re-engineer our platform, to discontinue or delay the provision of our platform if re-engineering could not be accomplished on a timely basis, or to make generally available, in source code form, our proprietary code, any of which would adversely affect our business, financial condition, and results of operations.

***We incorporate technology and terrestrial data sets from third parties into our platform, and our inability to maintain rights and access to such technology and data sets would harm our business and results of operations.***

We rely on technology and data from a number of different sources, including terrestrial data sets from third parties that we integrate with our platform or incorporate into our solutions and services. We cannot be certain that our licensors are not infringing the intellectual property rights of third parties or that these third parties have sufficient rights to the licensed intellectual property in all jurisdictions in which we may sell our subscription services and project-based services. In addition, many technology licenses are non-exclusive, and therefore our competitors may have access to the same technology licensed to us. Some of our agreements with these third parties may be terminated for convenience by them, or otherwise provide for a limited term. If we are unable to continue to license any of this technology for any reason, our ability to develop and sell access to our platform containing such technology could be harmed. Similarly, if we are unable to license necessary technology from third parties now, or in the future, on commercially reasonable terms or at all, we may be forced to attempt to develop alternative technology ourselves, which we may be unable to do in a commercially feasible manner, or at all, and we may be required to use alternative technology of lower quality or performance standards, which would adversely affect our business, financial condition, and results of operations.

In addition, we incorporate terrestrial data sets from third parties into our solutions and subscription services. We rely on such third parties to provide accurate supplementary data sets that we can utilize to deliver comprehensive data and analytics to our customers. If we are unable to obtain the necessary data sets from third parties on commercially reasonable terms or at all, or if we experience errors or delays in receiving these data sets, our customers may have a negative experience with our platform, our brand and reputation may be adversely affected and our customers may be less inclined to continue utilizing our platform or to recommend it to other potential customers. Similarly, if we are unable to purchase terrestrial data sets from third parties now, or in the future, on commercially reasonable terms or at all, we may be forced to attempt to produce terrestrial data sets ourselves, which we may be unable to do in a commercially feasible manner, or at all, which would adversely affect our business, financial condition, and results of operations.

***Any actual or perceived security or privacy breach or incident could interrupt our operations, harm our reputation and brand, result in financial exposure, and lead to loss of user confidence in us or decreased use of our platform, any of which could adversely affect our business, financial condition, and results of operations.***

The use of our platform involves the collection, storage, processing, and transmission of customers' data. In addition, we collect, process, store, and transmit our own data as part of our business operations. Our data or our customers' data may include personal data or confidential or proprietary information. Increasingly, threats from computer malware, ransomware, viruses, social engineering (including phishing attacks), denial of service or other attacks, employee theft or misuse, and general hacking have become more prevalent. Any security breaches or other incidents owing to these or other causes could result in loss of or unauthorized access to, damage to, disablement or encryption of, use or misuse of, disclosure of, modification of, or destruction or other unauthorized processing of, our data or our customers' data, or disrupt our ability to operate our platform for a lengthy period of time. Any actual or perceived security breach or incident could interrupt our operations, harm our reputation and brand, result in remediation and cybersecurity protection costs, result in lost revenue, lead to litigation and legal risks, increase our insurance premiums, result in other financial exposure, lead to loss of user confidence in us or decreased use of our platform, and otherwise damage our competitiveness, business, financial condition, and results of operations. The conflict in Ukraine and associated activities in Ukraine and Russia have increased the risk of cyberattacks on various types of infrastructure and operations. We believe those risks may be particularly heightened for us and other providers of satellite infrastructure and space operations, and that we face heightened risks of cyberattacks and other attacks on our infrastructure, systems, and operations in connection with the conflict in Ukraine and associated activities in Ukraine and Russia.

Our security measures or those of our third-party service providers could be insufficient or breached or otherwise fail as a result of third-party action, employee errors, technological limitations, defects, vulnerabilities in our offerings or those of our third-party service providers, malfeasance, or otherwise. Additionally, with a hybrid workforce we may be exposed to increased risks of security breaches or other incidents and have seen an increase in phishing attempts and spam emails. We may need to attempt to enhance the security of our platform, our systems, our data, and the other data we maintain or that we or our third-party service providers maintain or otherwise process, and our internal IT infrastructure, which may require additional resources and may not be successful. Furthermore, because we do not control our third-party service providers and our ability to monitor their data security is limited, we cannot ensure the security measures they take will be sufficient to protect our platform or IT infrastructure or our and our customers' data. There can be no assurance that any security measures that we or our third-party service providers have implemented will be effective against current or future security threats. Our security measures or those of our third-party service providers could fail and result in loss of or unauthorized access to, damage to, disablement or encryption of, use or misuse of, disclosure of, modification of, or destruction of, or otherwise unauthorized processing of, such data. Further, because there are many different security breach and other cyberattack techniques and such techniques continue to become more sophisticated, frequent and adaptive and are generally not detected until after an incident has occurred, we may be unable to implement adequate preventative measures, anticipate attempted security breaches or other incidents, or react in a timely manner.

Any security breach or other incident that we or our third-party service providers experience, or the perception that one has occurred, could result in a loss of customer confidence in the security of our platform, harm our reputation and brand, reduce the demand for our platform, disrupt normal business operations, require us to spend material resources to investigate or correct the breach or incident and to prevent future security breaches and incidents, expose us to legal liabilities, including litigation, regulatory enforcement actions, proceedings, and orders, disputes, investigations, indemnity obligations, damages for contract breach, penalties for violation of applicable laws or regulations, other claims and liabilities, and significant costs for remediation of and otherwise responding to such breaches or other incidents, any of which could adversely affect our results of operations. In addition, our remediation efforts may not be successful. We also may face difficulty or delay in identifying, remediating, and otherwise responding to security breaches and incidents. We cannot ensure that any limitation of liability provisions in our customer and user agreements, contracts with third-party vendors and service providers, and other contracts for a security lapse or breach or other security incident would be enforceable or adequate or would otherwise protect us from any liabilities or damages with respect to any particular claim. These risks may increase as we continue to grow and collect, process, store, and transmit increasingly large amounts of data.

Many governments have enacted laws requiring companies to notify individuals of data security incidents or unauthorized transfers involving certain types of personal data. Accordingly, security incidents experienced by our competitors, by our customers or by us may lead to negative publicity. Further, if a security breach or incident occurs with respect to another service provider, our customers and potential customers may lose trust in the security of software delivered through the cloud generally, which could adversely impact our ability to retain existing customers or attract new ones, which could adversely affect our business, financial condition, and results of operations.



Moreover, our insurance coverage may not be adequate for liabilities incurred or cover any indemnification claims against us relating to any security incident or breach or an insurer may deny coverage of claims. In the future, we may not be able to secure insurance for such matters on commercially reasonable terms, or at all. The successful assertion of one or more large claims against us that exceed available insurance coverage, or the occurrence of changes in our insurance policies, including premium increases or the imposition of large deductible or co-insurance requirements, could adversely affect our business, financial condition, and results of operations.

***The rapidly evolving framework of privacy, data protection, data transfers, or other laws or regulations worldwide may increase our costs of compliance, subject us to claims and penalties, and limit the use and adoption of our services, any of which could adversely affect our business.***

We are subject to a variety of federal, state, local, and international laws, directives, and regulations, as well as contractual obligations, relating to the collection, use, retention, security, disclosure, transfer, and other processing of personal information and other data. The regulatory framework for privacy, data protection, and data transfers worldwide is rapidly evolving and is likely to remain uncertain for the foreseeable future.

These laws could increase the cost and complexity of delivering our platform and other aspects of our operations. Complying with these laws, regulations, amendments to or re-interpretations of laws and regulations, and contractual or other actual or alleged obligations relating to privacy, data protection, data transfers, data localization, or information security may require us to make changes to our services to enable us, our data suppliers or our customers to meet new legal requirements, incur substantial operational costs, modify our data practices and policies, engage in additional contractual negotiations, and restrict our business operations.

The interpretation and enforcement of the laws and regulations described above are uncertain and subject to change, and may require substantial costs to monitor and implement compliance with current or additional requirements. Any actual or perceived failure by us to comply with these laws, regulations, or other obligations may lead to significant fines, penalties, regulatory investigations and enforcement actions, lawsuits, significant costs for remediation, damage to our reputation, or other liabilities.

In addition to government activity, privacy advocates and other industry groups have established or may establish self-regulatory standards that may place additional burdens on our ability to provide our services globally, and which we may comply with or face asserted or actual obligations to comply with. Our customers also may require or expect us to meet certain voluntary certification and other standards established by third parties. If we are unable to maintain these certifications or meet these standards, it could adversely affect our ability to provide our services to certain customers and could harm our business. Furthermore, the uncertain and shifting regulatory environment may cause concerns regarding data privacy and may cause our customers or our customers' customers to resist providing the data necessary to allow our customers to use our services effectively. Even the perception that the privacy of personal information is not satisfactorily protected or that our maintenance or processing of such information does not meet regulatory requirements could inhibit sales of our services and limit adoption of our platform.

Additionally, some statutory requirements, both in the United States and abroad, include obligations for companies to notify individuals of security breaches and incidents involving particular personal information, which could result from breaches or incidents experienced by us or our service providers. Any actual or perceived security breach or incident that we or our service providers suffer could harm our reputation and brand, expose us to potential claims, liability, and proceedings, or require us to expend significant resources on data security and in responding to any such actual or perceived breach or incident.

These laws, regulations, standards, or other obligations relating to privacy, data protection, data transfers, data localization, or information security could require us to take on more onerous obligations in our contracts, restrict our ability to store, transfer, and process data or, in some cases, impact our ability to offer our services in certain locations, to deploy our solutions, to reach current and prospective customers, or to derive insights from data globally. If we are obligated to fundamentally change our business activities and practices or modify our platform, we may be unable to make such changes and modifications in a commercially reasonable manner, or at all, and our ability to develop new platform features could be limited. The costs of compliance with, and other burdens imposed by, these laws, regulations, standards, and obligations, or any inability to adequately address privacy, data protection, or information security-related concerns, even if unfounded, may limit the use and adoption of our services, reduce overall demand for our services, make it more difficult to meet expectations from or commitments to customers, impact our reputation, or slow the pace at which we close sales transactions, any of which could harm our business, financial condition, and results of operations.

***We rely on AWS to deliver our platform to our customers, and any disruption of, or interference with, our use of AWS could adversely affect our business, financial condition, and results of operations.***

AWS is a third-party provider of cloud infrastructure services. We outsource substantially all of the infrastructure relating to our platform to AWS. Our customers need to be able to access our platform at any time, without interruption or degradation of performance. Our platform depends, in significant part, on the virtual cloud infrastructure hosted in AWS. Any incident affecting AWS infrastructure that may be caused by tsunamis, tornados, floods, hurricanes, other extreme or unusual weather events, earthquakes, fires, acts of war or terrorism, or other catastrophic events, power loss, telecommunications failures, cyberattacks, and other similar events beyond our control, could adversely affect our cloud-native platform. Additionally, AWS may experience threats or attacks from computer malware, ransomware, viruses, social engineering (including phishing attacks), denial of service or other attacks. Any of these security incidents could result in unauthorized access to, damage to, disablement or encryption of, use or misuse of, disclosure of, modification of, destruction of, or loss of our data or our customers' data or disrupt our ability to provide our platform or service. A prolonged AWS service disruption affecting our platform would adversely impact our ability to serve our customers and could damage our reputation with current and potential customers, expose us to liability, result in substantial costs for remediation, cause us to lose customers, or otherwise harm our business, financial condition, or results of operations. We may also incur significant costs for using alternative hosting sources or taking other actions in preparation for, or in reaction to, events that damage the AWS services we use.

Our end-user license agreement with AWS may be terminated by AWS or us with or without cause subject to at least 30 days' advance notice. Termination upon a material breach is subject to providing the breaching party prior notice and a 30-day cure period. AWS may terminate the agreement immediately upon notice if (i) our subscription has been suspended, (ii) AWS can no longer provide the services due to changes in software or other technology, or (iii) required by law or other government entities. In the event that our AWS service agreement is terminated, there is elimination of AWS services or features that we utilize, or there is damage to such facilities, we would experience interruptions in access to our platform as well as significant delays and additional expense in arranging for or creating new facilities or re-architecting our platform for deployment on a different cloud infrastructure service provider, which would adversely affect our business, financial condition, and results of operations.

#### **Risks Related to Legal and Regulatory Matters**

***Our business is subject to a wide range of laws and regulations, many of which are evolving, and failure to comply with such laws and regulations could harm our business, financial condition, and results of operations.***

Our business is subject to regulation by various federal, state, local and foreign governmental agencies, including agencies responsible for monitoring and enforcing laws and regulations related to the deployment and operation of satellites, ground stations, privacy and data protection, intellectual property, investment screening, labor and employment, worker classification, product safety, anti-bribery laws, import and export controls, controlled goods laws, federal securities laws, and tax laws and regulations. In certain jurisdictions, these regulatory requirements may be more stringent than in the United States. These laws and regulations impose added costs on our business. We monitor these developments and devote a significant amount of management's time and external resources towards compliance with these laws, regulations, and guidelines, and such compliance places a significant burden on management's time and other resources, and may limit our ability to expand into certain jurisdictions.

Moreover, changes in law, the imposition of new or additional regulations, or the enactment of any new or more stringent legislation that impacts our business could require us to change the way we operate. In addition, changes in laws and regulations applicable to us, our third-party partners or our suppliers, or changes in their enforcement or regulatory interpretation could result in changes in the legal requirements affecting us (including with retroactive effect) or our partners and suppliers. Any changes in the laws and regulations to which we or our partners and suppliers are subject could adversely affect our business, financial condition and results of operations. It is impossible to predict whether there will be any future changes in the regulatory regimes to which we will be subject or the effect of any such change.

Failure to comply with these laws or regulations or failure to satisfy any criteria or other requirements under such laws or regulations, such as with respect to obtaining and maintaining licenses, certificates, authorizations, and permits critical for the operation of our business, may result in civil penalties or private lawsuits, or result in a delay or the denial, suspension, or revocation of licenses, certificates, authorizations, or permits, which would prevent us from operating our business. For example, our business requires licenses and permits from the FCC, and review by other agencies of the U.S. government. In addition, we are required to maintain similar licenses and permits in Luxembourg, Singapore and Canada, which impose regulatory and operational requirements. License approval can include an interagency review of safety, operational, radio frequency interference, national security, and foreign policy, and international obligations implications, as well as a review of

foreign ownership. Further, because regulations in each country differ, we may not be aware if some of our partners or persons with whom we or our partners do business do not hold the requisite licenses and approvals.

We must also comply with laws and regulations relating to the formation, administration, and performance of contracts with the public sector, including U.S. federal governmental organizations, which affects how we do business with governmental agencies. Selling our services to the U.S. government also subjects us to certain regulatory and contractual requirements. Failure to comply with these requirements could subject us to investigations, fines, and other penalties, which would have an adverse effect on our business, financial condition, and results of operations.

The rules and regulations of U.S. and foreign authorities, and their interpretation and application, may change, and such authorities may adopt regulations that limit or restrict our operations as presently conducted or currently contemplated. Such authorities may also make changes in the licenses of our competitors that affect our spectrum. These changes in rules or regulatory policy may significantly affect our business. Application of these laws to our business may negatively impact our performance in various ways, limiting the collaborations we may pursue, further regulating the export and re-export of our services and technology from the United States and abroad, and increasing our costs and the time necessary to obtain required authorization. The adoption of a multi-layered regulatory approach to any one of the laws or regulations to which we are or may become subject, particularly where the layers are in conflict, could require alteration of our manufacturing processes or operational parameters which may adversely impact our business.

Our failure to provide services in accordance with the terms of our licenses or our failure to operate our satellites or ground stations as required by our licenses and applicable laws and government regulations could result in the imposition of government sanctions on us, including the suspension or cancellation of our licenses. Our failure or delay in obtaining the approvals required to operate in other countries would limit or delay our ability to expand our operations into those countries. Our failure to obtain industry-standard or government-required certifications for our services could compromise our ability to generate revenue and conduct our business in other countries. Any imposition of sanctions, loss of license, or failure to obtain the authorizations necessary to use our assigned radio frequency spectrum and to distribute our services in the United States or foreign jurisdictions could cause us to lose sales, hurt our reputation and impair our ability to pursue our business plan.

Noncompliance with applicable regulations or requirements could subject us to:

- investigations, enforcement actions, orders, and sanctions;
- mandatory changes to our global satellite system;
- disgorgement of profits, fines, and damages;
- civil and criminal penalties or injunctions;
- claims for damages by our customers;
- termination of contracts;
- loss of intellectual property rights; and
- temporary or permanent debarment from sales to government organizations.

The results of any such claims, lawsuits, arbitration proceedings, government investigations, or other legal or regulatory proceedings cannot be predicted with any degree of certainty. Any claims against us, whether meritorious or not, could be time-consuming, result in costly litigation, be harmful to our reputation, require significant management attention, and divert significant resources. Determining reserves for claims against us is a complex and fact-intensive process that requires significant subjective judgment and speculation, and significant adjustments to reserves may have to be made in subsequent periods. It is possible that a resolution of one or more such proceedings could result in substantial damages, settlement costs, fines, and penalties that could adversely affect our business, financial condition, and results of operations. These proceedings could also result in harm to our reputation and brand, sanctions, consent decrees, injunctions, or other orders requiring a change in our business practices. Any of these consequences could adversely affect our business, financial condition, and results of operations. Further, under certain circumstances, we have contractual and other legal obligations to indemnify and to incur legal expenses on behalf of our business and commercial partners and current and former directors and officers.

Further, a temporary or permanent debarment by the U.S. federal government could have a negative impact on our ability to obtain contracts with agencies of U.S. states and localities as well as with non-U.S. public sector customers, some of which are required to report any suspension or debarment when submitting a proposal.

***We have been involved, are currently involved, and may in the future become involved, in claims, lawsuits, government investigations, and other proceedings that could adversely affect our business, financial condition, and results of operations.***

From time to time, we have been involved, are currently involved, and may in the future become involved, in various legal proceedings relating to matters incidental to the ordinary course of our business, including intellectual property, commercial, employment, class action, whistleblower, and other litigation and claims, and governmental and other regulatory investigations and proceedings. For example, the restatement and related material weaknesses in our internal control over financial reporting have resulted in stockholder litigation against us and adverse regulatory consequences. Claims against us, whether meritorious or not, are frequently time-consuming, result in costly litigation, harm our reputation, require significant management attention, and divert significant resources. In addition, the expense of litigation and the timing of this expense from period to period are difficult to estimate and subject to change. The risk of litigation may be heightened among public companies, like us, that have previously undergone a merger with a special purpose acquisition company, as well as for companies, like us, that have restated their financial statements.

Determining reserves for pending litigation or investigations is a complex and fact-intensive process that requires significant subjective judgment. It is possible that a resolution of one or more such proceedings or investigations could result in substantial damages, settlement costs, fines, and penalties that could adversely affect our business, financial condition, and results of operations. These proceedings or investigations could also result in harm to our reputation and brand, sanctions, consent decrees, injunctions, or other orders requiring a change in our business practices. Because of the potential risks, expenses, and uncertainties of litigation, we may, from time to time, settle disputes, even where we have meritorious claims or defenses, by agreeing to settlement agreements. Any of these consequences could adversely affect our business, financial condition, and results of operations.

***Our ability to obtain or maintain licensing authorization for our platform is subject to government rules and processes which can cause delays or failures in obtaining authorizations requested. Further, regulators may adopt new rules and regulations which could impose new requirements impacting our business, financial condition, and results of operations. If we do not maintain regulatory authorizations for our existing satellites, associated ground facilities and terminals, and services we provide, or obtain authorizations for our future satellites, associated ground facilities and terminals, and services we provide, we may not be able to operate our existing satellites or expand our operations.***

If we fail to obtain or maintain particular authorizations for any of the required licenses for our ground stations, satellite launches, satellite constellations, or for our ability to uplink or downlink satellite data on acceptable terms, such failure could delay or prevent us from offering some or all of our services, including subscription services and project-based services, which could adversely affect our business, financial condition, and results of operations.

We may not be able to obtain all of the required regulatory authorizations for the construction, launch, and operation of any of our future satellites or export or import of data. Even if we can obtain the necessary authorizations and licenses, they may impose significant operational restrictions, or not protect us from interference that could affect the use of our satellites. Our ability to secure all requisite governmental approvals is not assured, and the process of obtaining governmental authorizations and licenses can be time consuming, time sensitive, and require compliance with a wide array of administrative and procedural rules. Any failure to obtain required approvals could compromise our ability to generate revenue or conduct our business in one or more countries.

We hold FCC and foreign governmental licensing authority licenses, permits, and approvals for our satellite constellations and earth stations. As we build out our satellite constellation, we will require new licenses, permits, or approvals from the FCC and/or foreign governmental licensing authorities or modifications to existing licenses, permits, or approvals. Changes to our satellite constellation and earth stations may also require prior approval from the FCC or other governmental authorities. These modifications or changes may take time; for example, the FCC typically processes satellite applications for new orbital locations or frequencies on a first come, first served basis. From time to time, we may have pending applications for permanent or temporary changes in frequencies and technical design, and we have filed or will need to file applications to replace or add satellites to our satellite constellation. These licenses, permits, and approvals are also subject to modification by the FCC and foreign government licensing authorities. In addition, our licenses, permits, and approvals require coordination with various entities, including other federal government agencies. There can be no assurance that the FCC or foreign governmental licensing authorities will renew the licenses we hold, modify the licenses we currently hold, or grant new licenses, or that coordination conditions can continue to be met. If the FCC or a foreign governmental licensing authority revokes, modifies or fails to renew the licenses we hold, or fails to grant a new license or modification, or if we fail to satisfy any of the conditions of our licenses, we may not be able to continue to provide our services.

In some cases, we rely upon partners or persons with whom we do business to obtain and maintain required non-U.S. regulatory approvals. However, if we or our partners do not maintain the authorizations necessary to operate our platform, we will not be able to operate the satellites covered by those authorizations, unless we obtain authorization from another licensing jurisdiction. In addition, some of our authorizations provide waivers of regulations. If we do not maintain these waivers, we will be subject to operational restrictions or interference that will affect our use of existing satellites. Loss of a satellite authorization could cause us to lose the revenue from services provided by that satellite at a particular orbital location or using a particular frequency band, to the extent these services cannot be provided by satellites at other orbital locations or with a different frequency band.

Our launches and operation of our platform may require additional regulatory authorizations from the FCC or a non-U.S. licensing jurisdiction. Obtaining launch windows for planned satellites and ground stations, preparing for launch, and working with the requisite equipment in foreign jurisdictions may require coordination with U.S. and foreign regulators. If any of our current operations are deemed not to be in compliance with applicable regulatory requirements, we may be subject to various sanctions, including fines, loss of authorizations, or denial of applications for new authorizations or renewal of existing authorizations. It is not uncommon for licenses for new satellites or additional operational parameters to be granted just prior to launch, which may result in unanticipated expenses or delays. If we do not obtain required authorizations in the future, we will not be able to operate our planned satellites. If we obtain a required authorization but we do not receive customer acceptance of project-based deliverables regarding the construction, launch, and operation of a satellite by deadlines that may be established in the authorization, we may lose our authorization to operate a satellite using certain frequencies in an orbital location. Any authorizations we may obtain may also impose operational restrictions or permit interference that could affect our use of planned satellites.

Countries or their regulatory authorities, or the International Telecommunication Union ("ITU"), a specialized technical agency of the United Nations, may adopt new laws, policies, or regulations, or change their interpretation of existing laws, policies, or regulations, that could cause our existing authorizations and the frequency allocations that we rely on for use of our satellites to be changed or cancelled, require us to incur additional costs, impose or change existing price ceilings, or otherwise adversely affect our operations or revenues. As a result, any currently held regulatory authorizations and licenses are subject to rescission and renewal and may not remain sufficient or additional authorizations may be necessary that we may not be able to obtain on a timely basis or on terms that are not unduly burdensome. There is no guarantee that such licenses will be renewed.

Further, because the regulatory schemes vary by country, we may be subject to regulations in foreign countries of which we are not presently aware that we are not in compliance with, and as a result could be subject to sanctions by a foreign government.

***We are dependent on the availability and unimpaired use of allocated bands within the radio frequency spectrum and failure to secure spectrum use rights to support our operations and future technological development could impede our growth. Further, our platform may be subject to harmful interference from new or modified spectrum uses.***

Our platform is dependent on the use of satellite signals and on terrestrial communication bands. International allocations of radio frequency are made by the ITU. These allocations are further governed by radio regulations that have treaty status and which may be subject to modification every three to four years by the World Radiocommunication Conference. Each country also has regulatory authority over how each band is used in the country. In the United States, the FCC and the National Telecommunications and Information Administration share responsibility for radio frequency allocations and spectrum usage regulations.

Any ITU or local reallocation of radio frequency bands, including frequency band segmentation and sharing of spectrum, or other modifications of the permitted uses of relevant frequency bands, may materially and adversely affect the utility and reliability of our platform and have significant negative impacts on our customers, both of which could reduce demand for our platform. We are licensed to uplink and downlink our data over certain bands. Other countries have considered proposals for use of frequencies used by our platform as well as adjacent bands that could cause harmful interference to our platform.

Our platform also uses other radio frequency bands, such as the GPS and Galileo frequencies, together with the GNSS signal, to provide enhanced GNSS capabilities, such as near real-time kinematics precision. The continuing availability of these non-GNSS radio frequencies is essential to provide enhanced GNSS products to our commercial and government markets. In addition, transmissions and emissions from other services and equipment operating in adjacent frequency bands or in-band may impair the utility and reliability of our platform. Any regulatory changes in spectrum allocation or in allowable operating conditions could have a material adverse effect on our business, financial condition, and results of operations.

***We are subject to domestic and international governmental export and import controls that would impair our ability to compete in international markets or subject us to liability if we are not in compliance with applicable laws or if we do not secure or maintain the required export authorizations.***

In many cases, our services are or may in the future be subject to U.S. export control laws and regulations including the EAR and ITAR, and subject to trade and economic sanctions maintained by OFAC. We are also subject to export control and trade sanctions laws and regulations in other jurisdictions in which we operate. As such, an export license may be required to export or re-export our technology and services to certain countries or end-users, or for certain end-uses. If we were to fail to comply with such U.S. export controls laws and regulations, U.S. economic sanctions, or other similar laws or regulations in other jurisdictions, we could be subject to both civil and criminal penalties, including substantial fines, possible incarceration for employees and managers for willful violations, and the possible loss of our export or import privileges. Compliance with the EAR, ITAR, and other applicable regulatory requirements regarding the export of our services, including new releases and/or the performance of services, may create delays in the introduction of our services in non-U.S. markets, prevent our customers with non-U.S. operations from deploying these services throughout their global systems or, in some cases, prevent the export of the services to some countries altogether.

Obtaining the necessary export license for a particular sale or offering may not be possible, may be time-consuming, and may result in the delay or loss of sales opportunities. We have failed, and could in the future fail, to secure or maintain at all times all required export authorizations, which could have negative consequences on our business, including reputational harm, government investigations and civil and criminal penalties. Additionally, monitoring and ensuring compliance with these complex export control laws, regulations and sanctions is particularly challenging because our offerings are widely distributed throughout the world. A failure by us or our partners to comply with all relevant export laws and regulations could have negative consequences for us, including reputational harm, government investigations and penalties.

Changes in domestic or international export or import laws or regulations, economic sanctions, or related legislation, shifts in the enforcement or scope of existing export, import, or sanctions laws or regulations, or changes in the countries, governments, persons, or technologies targeted by such export, import, or sanctions laws or regulations, could result in decreased use of our platform by, or in our decreased ability to export or sell access to our platform to, existing or potential end-customers with international operations. A decreased use of our platform or limitation on our ability to export to or sell access to our platform in international markets could adversely affect our business, financial condition, and results of operations.

***We are subject to anti-corruption, anti-bribery, anti-money laundering, and similar laws, and non-compliance with such laws can subject us to criminal penalties or significant fines, harm our reputation, and adversely affect our business, financial condition, results of operations, and growth prospects.***

We are subject to the FCPA, the UK Bribery Act, the U.S. domestic bribery statute contained in 18 U.S.C. § 201, the U.S. Travel Act, and other anti-corruption, anti-bribery, and anti-money laundering laws and regulations in the jurisdictions in which we have offices or do business, both domestic and abroad. These laws and regulations generally prohibit companies and their employees, business partners, third-party intermediaries, representatives, and agents from authorizing, offering, or providing, directly or indirectly, improper payments to government officials, political candidates, political parties, or commercial partners for the purpose of obtaining or retaining business or securing an improper business advantage.

We have interactions with foreign officials, including in furtherance of sales to governmental entities in the United States and in non-U.S. countries. We sometimes leverage third parties to conduct our business abroad, and our third-party business partners, representatives, and agents may have direct or indirect interactions with officials and employees of government agencies or state-owned or affiliated entities. We may be held liable for the corrupt or other illegal activities of our employees or these third parties, even if we do not explicitly authorize such activities. The FCPA and other applicable laws and regulations also require that we keep accurate books and records and maintain internal controls and compliance procedures designed to prevent any such actions. We cannot assure you that all of our employees, business partners, third-party intermediaries, representatives, and agents will not take actions in violation of our policies and applicable law, for which we may be ultimately held responsible. Our exposure for violating these laws increases as our international presence expands and as we increase sales and operations in foreign jurisdictions.

A violation of the FCPA, the UK Bribery Act or other applicable anti-bribery, anti-corruption laws, and anti-money laundering laws could result in whistleblower complaints, adverse media coverage, investigations, loss of export privileges, severe criminal or civil sanctions, settlements, prosecution, enforcement actions, fines, damages, or suspension or debarment from government contracts, any of which could adversely affect our reputation, business, stock price, financial condition, results of operations,

and growth prospects. In addition, responding to an investigation or action will likely result in a significant diversion of management's attention and resources and significant defense costs and other professional fees.

***Domestic and international tax laws and regulations, and changes to such tax laws and regulations, could adversely affect our business, financial condition, and results of operations.***

Regulatory or legislative developments may arise that could change U.S. federal, state or foreign tax laws, which, if adopted, could result in increased taxation of our business operations. There is uncertainty regarding what changes, if any, will be enacted and the effect on our business and financial results.

As we expand the scale of our international business activities, U.S. or foreign taxation of such activities may increase our worldwide effective tax rate and harm our business, financial condition, and results of operations.

Our international operations subject us to potentially adverse tax consequences. We generally conduct our international operations through subsidiaries and report our taxable income in various jurisdictions worldwide based upon our business operations in those jurisdictions. Our intercompany relationships are subject to complex transfer pricing regulations administered by taxing authorities in various jurisdictions. The relevant taxing authorities may disagree with our determinations as to the value of assets sold or acquired or income and expenses attributable to specific jurisdictions. If such a disagreement were to occur, and our position was not sustained, we could be required to pay additional taxes, interest, and penalties, which could result in one-time tax charges, higher effective tax rates, reduced cash flows, and lower overall profitability of our operations.

There is also a high level of uncertainty in today's tax environment stemming from both global initiatives put forth by the Organization for Economic Co-operation and Development, and unilateral measures being implemented by various countries due to a lack of consensus on these global initiatives. Unilateral measures such as digital services taxes and corresponding tariffs in response to such measures are creating additional uncertainty. If these proposals are passed, it is likely that we will have to pay higher income taxes in countries where such rules are applicable.

***Our ability to utilize our net operating loss carryforwards and certain other tax attributes to offset future taxable income may be limited.***

As of December 31, 2024, we had \$275.1 million of federal and \$228.9 million of state net operating loss carryforwards ("Net Operating Losses"), available to reduce future taxable income. Of the approximately 275.1 million in U.S. federal Net Operating Losses, approximately \$192.5 million will be carried forward indefinitely for U.S. federal tax purposes and approximately \$82.6 million will begin to expire in 2032. Our \$228.9 million of state Net Operating Losses will expire in various tax years beginning in 2027. It is possible that we will not generate taxable income in time to use Net Operating Losses before their expiration, or at all.

In addition, our federal and state Net Operating Losses and certain tax attributes may be subject to significant limitations under Section 382 and Section 383, respectively, of the Internal Revenue Code of 1986, as amended (the "Code"), and similar provisions under state law. In general, under those sections of the Code, if a corporation undergoes an "ownership change," the corporation's ability to use its pre-change net operating loss carryforwards and other pre-change tax attributes, including research and development tax credits and interest expense limitation carryforwards, to offset its post-change income or tax liability may be limited. In general, an "ownership change" will occur if there is a cumulative change in our ownership by "5-percent stockholders" that exceeds 50 percentage points over a rolling three-year period. Future changes in our stock ownership, which may be outside of our control, may trigger an ownership change. Similar provisions of state tax law may also apply to limit our use of our accumulated state tax attributes. As a result, even if we earn net taxable income in the future, our ability to use our or Legacy Spire's Net Operating Losses and other tax attributes to offset such taxable income or tax liability may be subject to limitations, which could potentially adversely affect our cash flows and result in increased future income tax liability.

The Tax Cuts and Jobs Act (the "Tax Act"), as amended by the Coronavirus Aid, Relief, and Economic Security Act (the "CARES Act"), among other things, includes changes to U.S. federal tax rates and the rules governing Net Operating Losses. For Net Operating Losses arising in tax years beginning after December 31, 2017, the Tax Act, limits a taxpayer's ability to utilize Net Operating Losses to 80% of taxable income (as calculated before taking the Net Operating Losses, and certain other tax attributes, into account). Net Operating Losses arising in tax years beginning after December 31, 2017 can be carried forward indefinitely. Net Operating Losses generated in tax years beginning before January 1, 2018 will not be subject to the taxable income limitation and will continue to have a two-year carryback and twenty-year carryforward period.

There is also a risk that due to federal or state regulatory changes, such as suspensions on the use of Net Operating Losses, tax credits or other tax attributes, possibly with retroactive effect, or other unforeseen reasons, our existing Net Operating Losses, tax credits or other tax attributes could expire or otherwise be unavailable to offset future income tax liabilities.

***Taxing authorities may successfully assert that we should have collected or in the future should collect sales and use, value added, or similar taxes, and any such assessments could adversely affect our business, financial condition, and results of operations.***

We do not collect sales and use, value added, and similar taxes in all jurisdictions in which we have sales, based on our belief that such taxes are not applicable. Sales and use, value added, and similar tax laws and rates vary greatly by jurisdiction. Certain jurisdictions in which we do not collect such taxes may assert that such taxes are applicable, which could result in tax assessments, penalties, and interest, and we may be required to collect such taxes in the future. Such tax assessments, penalties, interest, or future requirements could adversely affect our financial condition and results of operations.

### **Risks Relating to Financial and Accounting Matters**

***Our current insurance does not protect us against all satellite-related losses that we may experience.***

Our business is subject to a number of risks and hazards, including adverse conditions. Such occurrences could result in damage to equipment, personal injury or death, monetary losses, and possible legal liability. In addition, changes in the regulatory environment could impose additional insurance requirements on satellite operators. Despite any insurance coverage which we currently have or may secure in the future, the nature of these risks is such that liabilities might exceed policy limits, the liabilities and hazards might not be insurable, or we may elect not to insure against such liabilities due to high premium costs or other reasons, in which event we could incur significant costs that could have a material adverse effect on our financial position.

Our current insurance does not protect us against all satellite-related losses that we may experience. Our insurance does not protect us against business interruption, loss of revenues, or delay of revenues. In addition, we only carry third-party liability insurance outside of the United States. Our existing third-party liability, launch, and in-orbit insurance policies may include, and any future policies that we may obtain may include, specified exclusions, deductibles and material change limitations. Typically, these insurance policies exclude coverage for damage or losses arising from acts of war, anti-satellite devices, electromagnetic or radio frequency interference, and other similar potential risks for which exclusions are customary in the industry at the time the policy is written. In addition, they typically exclude coverage for satellite health-related problems affecting our satellites that are known at the time the policy is written or renewed. Any claims under existing policies are subject to settlement with the insurers.

The price, terms, and availability of satellite insurance has increased significantly in recent years. Launch and in-orbit policies on satellites may not continue to be available on commercially reasonable terms or at all, or we may determine that it is not in our interest to purchase insurance in certain circumstances. To the extent we experience a launch or in-orbit failure that is not fully insured or not insured at all, such failure could harm our financial position. In addition, higher premiums on insurance policies increase costs, thereby reducing our available cash. In addition to higher premiums, insurance policies may provide for higher deductibles, shorter coverage periods, higher loss percentages required for constructive total loss claims and additional satellite health-related policy exclusions. If we experience significant uninsured losses, such events could have a material adverse impact on our business, financial condition, and results of operations.

***We face fluctuations in currency exchange rates, which could adversely affect our financial condition and results of operations.***

We are subject to fluctuations in currency exchange rates, and as we continue to expand internationally, we will become more exposed to such fluctuations. A portion of our operating expenses are incurred outside of the United States and denominated in foreign currencies. The fluctuations in currency exchange rates could increase the cost of expenses such as payroll, utilities, tax, and marketing expenses, as well as overseas capital expenditures. As we continue our international expansion, increased international sales may result in foreign currency denominated sales, increasing our foreign currency risk. Moreover, this continued expansion will increase operating expenses incurred outside the United States and denominated in foreign currencies. To date, we have not entered into any hedging transactions in an effort to reduce our exposure to foreign currency exchange risk. While we may decide to enter into hedging transactions in the future, the availability and effectiveness of these hedging transactions may be limited, and we may not be able to successfully hedge our exposure, which would adversely affect our business, financial condition, and results of operations.



***Material impairments in the carrying value of our goodwill would negatively affect our operating results.***

Goodwill represents a significant portion of our assets. As of December 31, 2024, we had \$14.7 million in goodwill, which resulted from our acquisition activity and represents the excess of the consideration transferred over the fair value of the net assets acquired. We assess at least annually whether events or changes in circumstances indicate that the carrying value of our goodwill assets may not be recoverable. If our market capitalization continues to decline, and if macroeconomic conditions worsen, our reporting unit may be at risk for future goodwill impairments. Any write-off of a material portion of our goodwill would negatively affect our results of operations.

***Our results of operations may be adversely affected by changes in accounting principles applicable to us.***

GAAP is subject to interpretation by the Financial Accounting Standards Board, the SEC, and other various bodies formed to promulgate and interpret appropriate accounting principles. Changes in accounting principles applicable to us, or varying interpretations of current accounting principles, in particular, with respect to revenue recognition of our solutions, could have a significant effect on our reported results of operations. Further, any difficulties in the implementation of changes in accounting principles, including the ability to modify our accounting systems, could cause us to fail to meet our financial reporting obligations and/or lead to a determination of ineffective controls, which could result in regulatory discipline and harm investors' confidence in us.

***Our estimates and judgments relating to our critical accounting policies may be based on assumptions that change or prove to be incorrect, which could cause our results of operations to fall below expectations of securities analysts and investors, resulting in a decline in the market price of our Class A common stock.***

The preparation of financial statements in conformity with GAAP requires management to make estimates and assumptions that affect the amounts reported in our financial statements and accompanying notes. We base our estimates on historical experience and on various other assumptions that we believe to be reasonable under the circumstances, as described in the section titled "Management's Discussion and Analysis of Financial Condition and Results of Operations," but the estimates and assumptions involve significant subjectivity and judgment. Our estimates and judgments relating to our critical accounting policies may be based on assumptions that change or prove to be incorrect, which could cause our results of operations to fall below the expectations of securities analysts and investors, resulting in a decline in the market price of our Class A common stock.

***Certain of the contracts in our "Space as a Service" business (the "Space Services Contracts") are highly customized and require significant judgment in determining the appropriate accounting treatment, which could increase the risk of material misstatements in our consolidated financial statements.***

Certain of our Space Services Contracts are so highly customized that significant judgment is required in determining the appropriate accounting treatment for such contracts. As a result, the risk of errors in our consolidated financial statements may be higher than the corresponding risk faced by other companies that do not have customized agreements. The restatement of our consolidated financial statements in our Annual Report on Form 10-K/A for the year ended December 31, 2023 and our Quarterly Report on Form 10-Q/A for the quarter ended March 31, 2024 is partially the result of accounting errors associated with certain of these Space Services Contracts, and there continues to be risk of material misstatements related to such contracts in the future, which may adversely affect our business, financial condition, and results of operations.

***We have identified material weaknesses in our internal control over financial reporting that have resulted in the restatement of our financial statements as of and for the fiscal years ended December 31, 2023 and December 31, 2022, unaudited condensed consolidated financial statements as of the quarter ends and for the interim periods in the fiscal years ended December 31, 2023 and 2022, and unaudited condensed consolidated financial statements for the three-month period ended, and as of, March 31, 2024 (the "Affected Periods"). If we are unable to remediate these material weaknesses, or if we identify additional material weaknesses in the future or otherwise fail to maintain effective internal control over financial reporting or disclosure controls and procedures, it may result in future material misstatements of our consolidated financial statements or cause us to fail to meet our periodic reporting obligations, which may adversely affect our business, financial condition, and results of operations.***

We have identified material weaknesses in our internal control over financial reporting. A material weakness is a deficiency, or a combination of deficiencies, in internal control over financial reporting such that there is a reasonable possibility that a material misstatement of the annual or interim financial statements will not be prevented or detected on a timely basis. These material weaknesses are as follows:

- i. We did not design and maintain an effective control environment commensurate with the financial reporting requirements of a public company. Specifically, we lacked a sufficient number of professionals with an appropriate level of internal controls and accounting knowledge, training, and experience to appropriately analyze, record and disclose accounting matters timely and accurately. Additionally, the lack of a sufficient number of professionals resulted in an inability to consistently establish appropriate authorities and responsibilities in pursuit of our financial reporting objectives, as demonstrated by, amongst other things, insufficient segregation of duties in our finance and accounting functions. This material weakness contributed to the following additional material weaknesses:
- ii. We did not design and maintain an effective risk assessment process at a precise enough level to identify new and evolving risks of material misstatement in our financial statements. Specifically, changes to existing controls or the implementation of new controls have not been sufficient to respond to changes to the risks of material misstatement in the financial statements;
- iii. We did not design and maintain effective controls over the segregation of duties related to journal entries and account reconciliations. Specifically, certain personnel have the ability to both (a) create and post journal entries within our general ledger system, and (b) prepare and review account reconciliations;

The material weaknesses above resulted in certain immaterial audit adjustments, which were recorded prior to the issuance of the consolidated financial statements as of and for the year ended December 31, 2020.

- iv. We did not design and maintain effective controls over the accounting for our Space Services Contracts and R&D Services Contracts with customers. Specifically, we did not design and maintain effective controls over the identification of performance obligations to ensure revenue is recognized at the time performance obligations are satisfied, the identification and accounting for embedded leases, the classification and accounting for costs incurred in connection with performing services, and the recognition of allowances for current expected credit losses. This material weakness resulted in the restatement of our previously filed financial statements for the Affected Periods.
- v. We did not design and maintain effective controls related to the identification of and accounting for certain non-routine, unusual or complex transactions, including the proper application of GAAP to such transactions. Specifically, we did not design and maintain:
  - a. controls to timely identify and account for warrant instruments, which resulted in the restatement of the previously issued financial statements of NavSight related to adjustments to warrant liabilities and equity;
  - b. controls to account for business combinations, including the associated valuation estimates and the completeness and accuracy of the opening balance sheet, which did not result in a misstatement to our consolidated financial statements;
  - c. controls to timely identify and account for the fair value of the contingent earnout liability, which resulted in an error in the fair value of the contingent earnout liability in, and the restatement of, our previously issued unaudited condensed consolidated financial statements as of and for each of the interim periods ended September 30, 2021, March 31, 2022 and June 30, 2022 and our consolidated financial statements as of and for the year ended December 31, 2021.

Additionally, each of the material weaknesses described above could result in a misstatement of substantially all of our accounts or disclosures that would result in a material misstatement to the annual or interim consolidated financial statements that would not be prevented or detected.

As a result of our filing of the Annual Report prior to the completion of PwC's audit, as further described in the "Explanatory Note" to this Annual Report on Form 10-K/A, we have reevaluated the effectiveness of our disclosure controls and procedures and identified a material weakness in our disclosure controls and procedures. Specifically, subsequent to the filing of the Annual Report, our principal executive officer and principal financial officer concluded that, in addition to the previously disclosed material weaknesses in internal control over financial reporting, our disclosure controls and procedures were not effective as of December 31, 2024 because we did not design and maintain effective policies and procedures related to the communication between the finance and accounting teams regarding the status of the review and approval of documents to be filed with the SEC.

We are taking certain measures to remediate these material weaknesses as described in Part II, Item 9A of this Annual Report on Form 10-K/A, however such material weaknesses had not been remediated as of December 31, 2024.

While these actions and planned actions are subject to ongoing management evaluation and will require validation and testing of the design and operating effectiveness of internal controls over a sustained period, we are committed to continuous improvement and will continue to diligently review our internal control over financial reporting. The material weaknesses will not be considered remediated until management completes the design and implementation of the measures described above and the controls operate for a sufficient period of time and management has concluded, through testing, that these controls are effective. In addition, due to the material weaknesses in internal control over financial reporting, we have also determined that our disclosure controls and procedures were ineffective as of December 31, 2024.

We are working to remediate the material weaknesses as efficiently and effectively as possible, but there can be no assurance as to when the material weaknesses will be remediated. At this time, we cannot provide an estimate of costs expected to be incurred in connection with implementing this remediation plan; however, these remediation measures will be time consuming, will result in us incurring significant costs, and will place significant demands on our financial and operational resources.

We cannot assure that the measures we have taken to date and may take in the future, will be sufficient to remediate the control deficiencies that led to our material weaknesses in internal control over financial reporting or that they will prevent or avoid potential future material weaknesses to be identified in the future. The effectiveness of our internal control over financial reporting is subject to various inherent limitations, including cost limitations, judgments used in decision making, assumptions about the likelihood of future events, the possibility of human error and the risk of fraud. Any failure to design, implement and maintain effective internal control over financial reporting and effective disclosure controls and procedures, or any difficulties encountered in their implementation or improvement, may result in additional material misstatements of our consolidated financial statements or cause us to fail to meet our periodic reporting obligations, which may adversely affect our business, financial condition and results of operations.

***Our failure to maintain an effective system of disclosure controls and internal control over financial reporting could impair our ability to produce timely and accurate financial statements or comply with applicable regulations.***

As a public company, we are subject to the reporting requirements of the Exchange Act, the Sarbanes-Oxley Act of 2002 (the “Sarbanes-Oxley Act”), and the listing standards of the New York Stock Exchange (“NYSE”). Section 404(a) of the Sarbanes-Oxley Act requires, among other things, that we maintain effective disclosure controls and procedures and internal control over financial reporting. We are required to provide an annual management report on the effectiveness of our internal controls over financial reporting. The standards required for a public company under Section 404(a) are significantly more stringent than those that were required of us as a privately-held company. We are continuing to develop and refine our disclosure controls and other procedures that are designed to ensure that information required to be disclosed by us in the reports that we will file with the SEC is recorded, processed, summarized, and reported within the time periods specified in SEC rules and forms and that information required to be disclosed in reports under the Exchange Act is accumulated and communicated to our principal executive and financial officers. We are also continuing to improve our internal control over financial reporting. We have expended and anticipate that we will continue to expend resources in order to maintain and improve the effectiveness of our disclosure controls and procedures and internal control over financial reporting.

Our current controls and any new controls that we develop may become inadequate because of changes in the conditions in our business, including increased complexity resulting from any further international expansion. Further, weaknesses in our disclosure controls and our internal control over financial reporting have been identified, and others may be discovered in the future. Our management may not be able to effectively and timely implement controls and procedures that adequately respond to the increased regulatory compliance and reporting requirements. Any failure to develop or maintain effective controls, or any difficulties encountered in their implementation or improvement, could harm our results of operations or cause us to fail to meet our reporting obligations and may result in a restatement of our financial statements for prior periods, such as the restatement of our financial statements for the Affected Periods. Any failure to implement and maintain effective internal control over financial reporting in a timely manner or with adequate compliance could also adversely affect the results of periodic management evaluations and annual independent registered public accounting firm attestation reports regarding the effectiveness of our internal control over financial reporting that we will eventually be required to include in our periodic reports that will be filed with the SEC. Ineffective disclosure controls and procedures and internal control over financial reporting could also have a material adverse effect on our business and cause investors to lose confidence in our reported financial and other information, which would likely adversely affect the market price of our common stock. In addition, if we are unable to continue to meet these requirements, we may not be able to remain listed on the NYSE.

***Our metrics and estimates, used to evaluate our performance and to make results of operations projections, rely in large part upon assumptions and analyses developed by us, and are subject to inherent challenges in measurement. Any real or perceived inaccuracies in those estimates may harm our reputation and negatively affect our business.***

We regularly review and may adjust our processes for calculating our metrics and estimates used to make projections about our results of operations, evaluate our growth, measure our performance, and make strategic decisions. Our analysis is based on data such as: renewal and upsell rates, number of new customers, average selling prices, sales pipeline analysis, sales quota targets and expected achievement, bookings, billings, number of satellites to be built and launched, number of ground stations to be built and put into service, headcount that is required to support the business, and non-headcount spending that is required to support the business. These metrics are calculated using internal company data and have not been evaluated by a third party, and our estimates are inherently subject to assumptions and forward-looking projections. Our metrics and estimates may differ from estimates published by third parties or from similarly titled metrics of our competitors due to differences in methodology or the assumptions on which we rely. While we believe our assumptions and the data underlying our metrics and estimates are reasonable, these metrics and estimates may not be accurate and the conditions supporting our metrics and estimates may change at any time, thereby reducing the predictive accuracy of these underlying factors. For example, our metrics and estimates of the total addressable market, as well as the expected growth rate for the total addressable market, may prove to be inaccurate. Even if the markets in which we compete achieve the size estimates and growth we have forecasted, our business could fail to grow at similar rates, if at all. If securities analysts or investors do not consider our metrics or estimates to be accurate representations of our business, or if we discover material inaccuracies in our metrics or estimates, then the market price of our Class A common stock could decline, our reputation and brand could be harmed, our actual results might diverge from our results of operations projections, and our business, financial condition, and results of operations could be adversely affected.

***We have substantial indebtedness under our credit facility and our obligations thereunder may limit our operational flexibility or otherwise adversely affect our financial condition.***

As of December 31, 2024, we had \$98.4 million outstanding under our financing agreement (the "Blue Torch Financing Agreement") that we entered into with Blue Torch Finance LLC ("Blue Torch") in June 2022, which matures on June 13, 2026. There can be no assurance that we will be able to repay this indebtedness when due, or that we will be able to refinance this indebtedness on acceptable terms or at all.

Our indebtedness could adversely impact our business. For example, these obligations could, among other things:

- make it difficult for us to pay other obligations;
- increase our cost of borrowing from other sources;
- make it difficult to obtain favorable terms for any necessary future financing for working capital, capital expenditures, investments, acquisitions, debt service requirements, or other purposes;
- restrict us from making acquisitions or cause us to make divestitures or similar transactions;
- adversely affect our liquidity and result in a material adverse effect on our financial condition upon repayment of the indebtedness;
- require us to dedicate a substantial portion of our cash flow from operations to service and repayment of the indebtedness, reducing the amount of cash flow available for other purposes;
- limit our ability to hire or properly support our infrastructure which could have an adverse impact on revenue, margins and overall financial performance;
- increase our vulnerability to adverse economic conditions, including increased interest rates;
- place us at a competitive disadvantage compared to our less leveraged competitors; and
- limit our flexibility in planning for and reacting to changes in our business.

***Restrictions imposed by our outstanding indebtedness and any future indebtedness may limit our ability to operate our business and to finance our future operations or capital needs or to engage in acquisitions or other business activities necessary to achieve growth.***

The terms of the Blue Torch Financing Agreement restrict us from engaging in specified types of transactions. These covenants restrict our ability to, among other things:

- incur additional indebtedness;
- create or incur liens;
- engage in consolidations, amalgamations, mergers, liquidations, dissolutions or dispositions;
- sell, transfer or otherwise dispose of assets;
- pay dividends and distributions on, or purchase, redeem, defease, or otherwise acquire or retire for value, our capital stock;
- make acquisitions, investments, loans (including guarantees), advances, or capital contributions; and
- engage in certain intercompany transactions and other transactions with affiliates.

In addition, the Blue Torch Financing Agreement requires that we comply with certain covenants. In the past, we have had points in time where we have been in non-compliance with the leverage ratio and minimum liquidity financial covenants under the Blue Torch Financing Agreement. As of March 12, 2025, we are back in compliance with all of our covenants, but we cannot guarantee that we will be able to maintain compliance with these various covenants or, if we would be able to obtain waivers from the lenders and/or amend the covenants if needed. Even if we comply with all of the applicable covenants, the restrictions on the conduct of our business could adversely affect our business by, among other things, limiting our ability to take advantage of financing opportunities, mergers, acquisitions, investments, and other corporate opportunities that may be beneficial to our business.

As of December 31, 2024, we were in breach of certain of our covenants under the Blue Torch Financing Agreement, which resulted in recording our debt as current on our consolidated balance sheets. The balance due was reflected as a current liability in the consolidated balance sheets as of December 31, 2024. The acceleration of the indebtedness under our credit agreements or under any other indebtedness could have a material adverse effect on our business, results of operations, and financial condition. While we are no longer in default under the Blue Torch Financing Agreement following the Waiver and Amendment No. 5 to Financing Agreement with Blue Torch and certain lenders, which was entered into on March 12, 2025, in the event of any further default under our existing or future credit facilities, the applicable lenders could elect to terminate borrowing commitments and declare all borrowings and loans outstanding, together with accrued and unpaid interest and any fees and other obligations, to be due and payable. In addition, our obligations under the Blue Torch Financing Agreement are secured by a security interest in substantially all of our assets. During the existence of an event of default, under the Blue Torch Financing Agreement, the lenders could exercise their rights and remedies thereunder, including by way of initiating foreclosure proceedings against any assets constituting collateral for our obligations under such credit facility.

***We may be unable to generate sufficient cash flow to satisfy our significant debt service obligations, which could have a material adverse effect on our business, financial condition, results of operations, and cash flows.***

Our ability to make scheduled payments on or to refinance our debt obligations depends on our financial condition and operating performance, which are subject to prevailing economic and competitive conditions and to certain financial, business, legislative, regulatory, and other factors beyond our control. We may not be able to maintain a level of cash flows from operating activities sufficient to permit us to pay the principal, premium, if any, and/or interest on our indebtedness. If our cash flows and capital resources are insufficient to fund our debt service obligations, we may be forced to reduce or delay investments, acquisitions, capital expenditures, and payments on account of other obligations, seek additional capital, restructure or refinance our indebtedness, or sell assets. These alternative measures may not be successful and may not permit us to meet our scheduled debt service obligations. Our ability to restructure or refinance our debt will depend on the condition of the capital markets and our financial condition at such time. Any refinancing of our debt could be at higher interest rates and could require us to comply with more onerous covenants, which could further restrict our business operations. In addition, we cannot assure you that we will be able to refinance any of our indebtedness on commercially reasonable terms, or at all.

If we are at any point unable to repay or otherwise refinance our indebtedness when due, or if any future event of default (including as a result of our failure to comply with our affirmative or negative covenants) is not cured or waived, the applicable

lenders could accelerate our outstanding obligations or proceed against the collateral granted to them to secure that indebtedness, which could force us into bankruptcy or liquidation. In the event the applicable lenders accelerate the repayment of our borrowings, we and our subsidiaries may not have sufficient assets to repay that indebtedness. Any acceleration of amounts due under the agreements governing our credit facility or the exercise by the applicable lenders of their rights under the security documents would likely have a material adverse effect on our business.

### **Risks Related to Our Common Stock**

***Delaware law and our certificate of incorporation and bylaws contain certain provisions, including anti-takeover provisions, that limit the ability of stockholders to take certain actions and could delay or discourage takeover attempts that stockholders may consider favorable.***

Our certificate of incorporation and bylaws contain provisions that could have the effect of rendering more difficult, delaying, or preventing an acquisition deemed undesirable by our board of directors and therefore depress the trading price of our Class A common stock. These provisions could also make it difficult for stockholders to take certain actions, including electing directors who are not nominated by the current members of our board of directors or taking other corporate actions, including effecting changes in our management. Among other things, our certificate of incorporation and bylaws include provisions regarding:

- a dual-class common stock structure, which provides our founders, Peter Platzter, Theresa Condor, Joel Spark and Jeroen Cappaert ("Legacy Spire Founders"), with the ability to determine or significantly influence the outcome of matters requiring stockholder approval, even if they own significantly less than a majority of the shares of outstanding common stock;
- our board of directors is classified into three classes of directors with staggered three-year terms and directors are only able to be removed from office for cause;
- authorizing "blank check" preferred stock, which could be issued by our board of directors without stockholder approval and may contain voting, liquidation, dividend, and other rights superior to our common stock;
- limiting the liability of, and providing indemnification to, our directors and officers;
- prohibiting cumulative voting in the election of directors;
- providing that vacancies on our board of directors may only be filled by a majority of directors then in office, even though less than a quorum;
- prohibiting the ability of our stockholders to call special meetings;
- establishing an advance notice procedure for stockholder proposals to be brought before an annual meeting, including proposed nominations of persons for election to our board of directors; and
- specifying that special meetings of our stockholders can be called only by a majority of our board of directors, the chairperson of our board of directors, or our president.

These provisions may frustrate or prevent any attempts by our stockholders to replace or remove our current management by making it more difficult for stockholders to replace members of our board of directors, which is responsible for appointing the members of our management. In addition, because we are incorporated in Delaware, we are governed by the provisions of Section 203 of the Delaware General Corporation Law (the "DGCL"), which generally prohibits a Delaware corporation from engaging in any of a broad range of business combinations with any "interested" stockholder for a period of three years following the date on which the stockholder became an "interested" stockholder.

***Our results of operations vary and are unpredictable from period to period, which could cause the market price of our Class A common stock to decline.***

Our results of operations may fluctuate from period to period as a result of a number of factors, many of which are outside of our control and may be difficult to predict. Some of the factors that may cause our results of operations to fluctuate from period to period include:

- our ability to attract new customers, retain existing customers, and expand the adoption of our platform, particularly to our largest customers;
- market acceptance and the level of demand for our platform;

- the quality and level of the execution of our business strategy and operating plan;
- the effectiveness of our sales and marketing programs;
- the competitive conditions in the industry, including consolidation within the industry, strategic initiatives by us or by competitors, or introduction of new services by us or our competitors;
- the length of our sales cycle, including the timing of upgrades or renewals;
- the volume of sales generated by subscription sales as opposed to Space Services Contracts and R&D Services Contracts;
- our ability to successfully expand internationally and penetrate key markets;
- pricing pressure as a result of competition or otherwise;
- our ability to develop and respond to new technologies;
- the impact and costs, including those with respect to integration, related to the acquisition of businesses, talent, technologies, or intellectual property rights;
- increases in and the timing of operating expenses that we may incur to grow our operations and to remain competitive;
- the cost and availability of components, including any changes to our supply or manufacturing partners;
- limited availability of appropriate launch windows, satellite damage or destruction during launch, launch failures, incorrect orbital placement of satellites, or losses due to satellites otherwise deorbiting prior to the end of their useful life;
- service outages or security breaches or incidents and any related occurrences;
- trade protection measures, such as tariffs or duties;
- changes in the legislative or regulatory environment;
- adverse litigation judgments, settlements, or other litigation-related costs; and
- general economic conditions in either domestic or international markets, including currency exchange rate fluctuations, supply chain impacts, inflation and geopolitical uncertainty and instability, such as the conflicts in Ukraine and Gaza and their impacts on the regional and global economies.

Any one or more of the factors above may result in significant fluctuations in our results of operations. In addition, our results of operations may fluctuate from quarter to quarter depending on customer buying habits, and whether they are purchasing a subscription or a project-based data solution. The timing of customer acceptance on project-based deliverables may impact or delay our recognition of revenue from such projects. The variability of our results of operations or other operating estimates could result in our failure to meet our expectations or those of securities analysts or investors.

If we fail to meet or exceed such expectations for these or any other reasons, the market price of our Class A common stock could decline and we could face costly lawsuits, including securities class action suits.

***Our bylaws provide, subject to limited exceptions, that the Court of Chancery of the State of Delaware will be the sole and exclusive forum for certain stockholder litigation matters, which could limit our stockholders' ability to obtain a chosen judicial forum for disputes with us or our directors, officers, employees, or stockholders.***

Our bylaws require, to the fullest extent permitted by law, that the sole and exclusive forum for any derivative actions brought in our name, actions against directors, officers, and employees for breach of fiduciary duty, actions arising pursuant to any provision of the DGCL or our certificate of incorporation or bylaws, and actions asserting a claim governed by the internal affairs doctrine is the Court of Chancery in the State of Delaware or, if that court does not have jurisdiction, the federal district court for the District of Delaware. In addition, our bylaws provide that the federal district courts of the United States shall be the exclusive forum for the resolution of any complaint asserting a cause of action under the Securities Act of 1933, as amended (the "Securities Act") in connection with any offering of our securities. Any person or entity purchasing or otherwise acquiring any interest in our securities shall be deemed to have notice of and consented to the forum provisions in our bylaws.

These choice of forum provisions may limit a stockholder's ability to bring a claim in a judicial forum of its choosing for disputes with us or any of our directors, officers, other employees or stockholders, which may discourage lawsuits with respect to such claims. Alternatively, if a court were to find the choice of forum provisions contained in our bylaws to be inapplicable or

unenforceable in an action, we may incur additional costs associated with resolving such action in other jurisdictions, which could harm our business, financial condition, and results of operations.

***The dual class structure of our common stock has the effect of concentrating voting power with the Legacy Spire Founders, which will limit an investor's ability to influence the outcome of important transactions, including a change in control. Additionally, two of the Legacy Spire Founders, Peter Platzer and Theresa Condor, are husband and wife, which may further concentrate the influence of the Legacy Spire Founders and further limit an investor's ability to influence the Company.***

The dual class structure of our common stock has the effect of concentrating voting power with the Legacy Spire Founders, which will limit your ability to influence the outcome of matters submitted to our stockholders for approval, including the election of our board of directors, the adoption of amendments to our certificate of incorporation and bylaws, and the approval of any merger, consolidation, sale of all or substantially all of our assets, or other major corporate transaction. Our Class A common stock has one vote per share and our Class B common stock that is held only by our Legacy Spire Founders has nine votes per share. Accordingly, the Class B common stock held by the Legacy Spire Founders represents approximately 39.1% of the voting power of our outstanding capital stock in the aggregate as of December 31, 2024. Additionally, the Class A common stock and Class B common stock held by two of the Legacy Spire Founders, Peter Platzer and Theresa Condor, who are husband and wife, represents approximately 26.8% of the voting power of our outstanding capital stock in the aggregate as of December 31, 2024. As a result, Peter Platzer and Theresa Condor and the other Legacy Spire Founders will be able to determine or significantly influence any action requiring the approval of our stockholders, including the election of our board of directors, the adoption of amendments to our certificate of incorporation and bylaws, and the approval of any merger, consolidation, sale of all or substantially all of our assets, or other major corporate transaction. The Legacy Spire Founders may have interests that differ from yours and may vote in a way with which you disagree, and which may be adverse to your interests. This concentrated control may have the effect of delaying, preventing, or deterring a change in control, could deprive our stockholders of an opportunity to receive a premium for their capital stock as part of a sale of the Company, and might ultimately affect the market price of our Class A common stock. Further, the separation between voting power and economic interests could cause conflicts of interest between the Legacy Spire Founders and our other stockholders, which may result in the Legacy Spire Founders undertaking, or causing us to undertake, actions that would be desirable for themselves but would not be desirable for our other stockholders. The numbers of shares and percentage interests set forth above assume that there are no future exercises of the warrants.

Future transfers by the holders of our Class B common stock will generally result in those shares automatically transferring to us for no consideration, subject to limited exceptions, such as certain transfers effected for estate planning or other transfers among the Legacy Spire Founders and their family members.

In addition, each share of our Class B common stock will automatically be transferred to us for no consideration upon the following events: (i) on the affirmative written election of such holder to transfer such share of our Class B common stock to us, or if later, at the time or the happening of a future event specified in such written election (which election may be revoked by such holder prior to the date on which the automatic transfer to us would otherwise occur unless otherwise specified by such holder); (ii) the date fixed by our board of directors that is no less than 61 days and no more than 180 days following the first time after 11:59 p.m. Eastern Time on the closing date of the Merger that both (a) such Legacy Spire Founder is no longer providing services to us as an officer, employee, or consultant and (b) such Legacy Spire Founder is no longer a director of the Company; (iii) the date fixed by our board of directors that is no less than 61 days and no more than 180 days following the date that such Legacy Spire Founder's employment with us is terminated for cause (as defined in our certificate of incorporation); and (iv) upon the death or disability (as defined in our certificate of incorporation) of such Legacy Spire Founder.

***The trading price of our securities may be volatile, and you could lose all or part of your investment.***

The trading price of our securities could be volatile and subject to wide fluctuations in response to various factors, some of which are beyond our control. Any of the factors listed below could have a material adverse effect on your investment in our securities and our securities may trade at prices significantly below the price you paid for them. In such circumstances, the trading price of our securities may not recover and may experience a further decline.

Factors affecting the trading price of our securities may include:

- actual or anticipated fluctuations in our quarterly financial results or the annual financial results of companies perceived to be similar to us;
- changes in the market's expectations about our results of operations;



- success of competitors;
- our results of operations failing to meet the expectation of securities analysts or investors in a particular period;
- changes in financial estimates and recommendations by securities analysts concerning us or the satellite data and analytics industry in general;
- operating and share price performance of other companies that investors deem comparable to us;
- our ability to bring our services and technologies to market on a timely basis, or at all;
- changes in laws and regulations affecting our business;
- our ability to meet compliance requirements;
- material weaknesses, ineffective internal control over financial reporting, ineffective disclosure controls, and restatement of our financial statements;
- commencement of, or involvement in, litigation involving us;
- changes in our capital structure, such as future issuances of securities or the incurrence of additional debt;
- the volume of shares of our Class A common stock available for public sale;
- any major change in our board of directors or management;
- sales of substantial amounts of shares of our Class A common stock by our directors, executive officers, or significant stockholders or the perception that such sales could occur; and
- general economic and political conditions such as recessions, inflation, geopolitical instability, acts of war or terrorism, and fluctuations in interest rates, fuel prices and international currency.

Broad market and industry factors may materially harm the market price of our securities irrespective of our operating performance. The stock market in general, and the securities of technology companies in particular, have experienced price and volume fluctuations that have often been unrelated or disproportionate to the operating performance of the particular companies affected. The trading prices and valuations of these stocks, and of our securities, may not be predictable. A loss of investor confidence in the market for retail stocks or the stocks of other companies which investors perceive to be similar to us could depress our share price regardless of our business, financial conditions, or results of operations. A decline in the market price of our securities also could adversely affect our ability to issue additional securities and our ability to obtain additional financing in the future.

#### **General Risk Factors**

***The restatement of our previously issued financial statements for the Affected Periods has resulted in unanticipated costs, stockholder litigation and regulatory actions, and may adversely affect investor confidence, our stock price, our ability to raise capital in the future and our reputation.***

We have incurred unanticipated costs for accounting and legal fees in connection with the restatement of our financial statements for the Affected Periods. The restatement may erode investor confidence in our company, our financial reporting, accounting practices and processes, and may raise reputational issues for our business. The restatement may negatively impact the trading price of our securities and make it more difficult for us to raise capital on acceptable terms, or at all. In addition, the restatement and related material weaknesses in our internal control over financial reporting have resulted in stockholder litigation against us and adverse regulatory consequences. These and any future regulatory consequences, litigation, claims or disputes, whether successful or not, could subject us to additional costs, divert the attention of our management, or impair our reputation. Each of these consequences could have a material adverse effect on our business, results of operations and financial condition.

***We depend on our management team and other highly skilled personnel, and we may fail to attract, retain, motivate, or integrate highly skilled personnel, which could adversely affect our business, financial condition, and results of operations.***

We depend on the continued contributions of our management team, key employees, and other highly skilled personnel. All of our U.S.-based employees work for us on an at will basis, and there is no assurance that any such employee will remain with us. Our competitors may be successful in recruiting and hiring members of our management team or other key employees, and it

may be difficult for us to find suitable replacements on a timely basis, on competitive terms, or at all. If we are unable to attract and retain the necessary employees, particularly in critical areas of our business, we may not achieve our strategic goals. In addition, from time to time, there may be changes in our senior management team that may be disruptive to our business. For example, (i) effective January 1, 2025, Theresa Condor was appointed our Chief Executive Officer and Peter Platzer was appointed our Executive Chairman, (ii) effective January 6, 2025, Celia Pelaz was appointed our Chief Operating Officer, and (iii) effective March 7, 2025, Leonardo Basola resigned as our Chief Financial Officer and Thomas Krywe was appointed our interim Chief Financial Officer. If our senior management team fails to work together effectively and to execute our plans and strategies, including as a result of recent executive transitions, our business, financial condition, and results of operations could be adversely affected.

Our future success also depends, in part, on our ability to continue to attract and retain highly skilled personnel. Competition for this personnel is intense, and the industry in which we operate is generally characterized by significant competition for skilled personnel as well as high employee attrition. We may not be successful in attracting, retaining, training, or motivating qualified personnel to fulfill our current or future needs. Additionally, the former employers of our new employees may attempt to assert that our new employees or we have breached their legal obligations, which may be time-consuming, distracting to management, and may divert our resources.

Current and potential personnel also often consider the value of equity awards they receive in connection with their employment, and to the extent the perceived value of our equity awards declines relative to our competitors, our ability to attract and retain highly skilled personnel may be harmed. Our Class A common stock is currently trading at a price below the exercise price of many of our outstanding options. As a result, these "underwater" options are less useful as a motivation and retention tool for our existing employees. We may need to invest significant amounts of cash and equity to attract and retain new employees. Furthermore, we may expend significant time and resources to identify, recruit, train, and integrate such employees, and we may never realize returns on these investments. If we are unable to effectively manage our hiring needs or successfully integrate new hires, our efficiency, ability to meet forecasts, and employee morale, productivity, and engagement could suffer, which could adversely affect our business, financial condition, and results of operations.

***We are an “emerging growth company” and a “smaller reporting company” within the meaning of the Securities Act, and the reduced disclosure requirements applicable to emerging growth companies and smaller reporting companies could make our securities less attractive to investors and may make it more difficult to compare our performance with other public companies.***

We are an “emerging growth company” as defined in the JOBS Act. As such, we are eligible for and intend to continue to take advantage of certain exemptions from various reporting requirements applicable to other public companies that are not emerging growth companies for as long as we continue to be an emerging growth company, including (i) the exemption from the auditor attestation requirements with respect to internal control over financial reporting under Section 404(b) of the Sarbanes-Oxley Act, (ii) the exemptions from say-on-pay, say-on-frequency and say-on-golden parachute voting requirements, and (iii) reduced disclosure obligations regarding executive compensation in our periodic reports and proxy statements. As a result, the stockholders may not have access to certain information they may deem important. In addition, Section 107 of the JOBS Act also provides that an emerging growth company can take advantage of the exemption from complying with new or revised accounting standards provided in Section 7(a)(2)(B) of the Securities Act as long as we are an emerging growth company. An emerging growth company can therefore delay the adoption of certain accounting standards until those standards would otherwise apply to private companies. We have elected not to opt out of such extended transition period and, therefore, we may not be subject to the same new or revised accounting standards as other public companies that are not emerging growth companies. Investors may find our Class A common stock less attractive because we rely on these exemptions, which may result in a less active trading market for our Class A common stock and the trading price may be more volatile.

Additionally, we are a “smaller reporting company” as defined in Item 10(f)(1) of the Securities Act. Smaller reporting companies may take advantage of certain reduced disclosure obligations, including, among other things, providing only two years of audited financial statements. Taking advantage of such reduced disclosure obligations may also make comparison of our financial statements with other public companies difficult or impossible.

#### **Item 1B. Unresolved Staff Comments**

Not applicable.

## Item 1C. Cybersecurity

### Cybersecurity Risk Management and Strategy

We recognize the need to continually monitor and assess material risks associated with cybersecurity threats as such term is defined in Item 106(a) of Regulation S-K. Additionally, we maintain a comprehensive risk management framework designed to respond quickly to perceived threats and mitigate the impact of a cybersecurity incident. Some of the cybersecurity risks we face include - but are not limited to - unauthorized access of sensitive information, breach of critical systems resulting in loss of constellation control, and denial of service of critical systems.

Cybersecurity risk management forms part of our overall risk management framework, which is regularly reviewed by our Chief Transformation Officer (“CTO”), our senior management team and our Board of Directors. We retain an ISO 27001:2013 certification related to our information security management system (“ISMS”) that supports the assets, technologies, personnel, and processes used by our corporate IT environment, as well as the satellite command and control, data uplink and downlink pipelines, and ground stations utilized by our radio frequency collection and data products. Cybersecurity incident response procedures are enumerated in internal policies and procedures with remediation plans reflective of the scope and severity of the incident. This remediation typically involves incident analysis, incident isolation and eradication, and post-incident response. In the event a cybersecurity incident is detected, the IT Security Team reports the event to our legal and compliance teams. These Legal and Compliance professionals then advise on any additional notification or reporting requirements.

We regularly assess risks related to regulatory compliance, technical operations, business operations, and product and contract deliverables. Risks are managed, documented, and tracked as part of operating the ISMS and other processes. Risks are internally assessed and categorized based on perceived likelihood and impact to system confidentiality, integrity, and availability as described by the ISO 27005 Information Security Risk Management international standard. We also engage third party penetration testers, assessors, vendors, and auditors to assist with external network vulnerability scanning, penetration testing, internal audits, external audits, threat intelligence, and employee training activities. Additionally, we utilize a variety of self-hosted and SaaS tools to assist with vulnerability identification, mitigation, and remediation.

Identified risks and vulnerabilities are ranked and prioritized for mitigation based upon the aforementioned factors. Some risk mitigation and minimization activities include: regular software patches and updates; permitting only required connections to sensitive and critical systems; reactive response to newly identified and discovered exploitable vulnerabilities; implementation of additional auditing and monitoring controls; and cadence-driven system security assessments for critical systems.

We assess the cybersecurity posture of third-party service providers, vendors and suppliers at least annually and whenever the vendor implements significant product or operational changes. We maintain consistent communications via email, chat services, ticketing systems, and regular meetings with these partners to promptly address and remediate any perceived vulnerabilities.

Additionally, we also provide mandatory training to our employees to help identify, avoid and mitigate cybersecurity threats. These trainings cover a wide range of cybersecurity topics such as insider threats, phishing, spoofing, and the like.

As of the date of this Annual Report on Form 10-K, we have not experienced a cybersecurity threat or incident that materially affected or is reasonably like to materially affect our business or operations, but there can be no guarantee that we will not experience such an incident in the future. We aim to incorporate industry best practices throughout our cybersecurity program and continue to invest in additional controls designed to ensure the resiliency of our networks and prevention of cybersecurity incidents. We describe how cybersecurity threats are likely to materially affect us, including our business strategy, results of operations, and financial condition, in the section titled “Risk Factors” in this Annual Report on Form 10-K.

### Cybersecurity Governance

Our cybersecurity program is overseen by the Company’s CTO in close collaboration with the CEO and our legal and compliance teams. Our CTO has a technical background and is well informed about cybersecurity risk management best practices, as well as our Company’s risk management framework. Our legal and compliance teams supporting the Company’s cybersecurity efforts bring a wealth of experience from prior positions, as well as participation in ongoing training sessions and industry events.

Our CTO regularly briefs the full Board of Directors on our cybersecurity and information security posture and the Board of Directors is apprised of all material cybersecurity incidents and the results of any third-party assessments. Additionally, our Board has designated a single Board member, who has experience in assessing and managing cybersecurity risk, to lead the

Board-level oversight of cybersecurity risk matters, including staying abreast of cybersecurity best practices and briefing the full Board when significant industry developments occur.

Daily risk management and oversight of the Company's cybersecurity posture is the responsibility of the Director of IT and Security, who directly reports to the CTO, and the cybersecurity professionals on his team. All of these team members have extensive experience in networking, cloud and on-premise infrastructure, software development, corporate IT, intelligence, Linux system administration, and data center operations. These individuals are responsible for approving and implementing security operations, security program development, and governance, risk and compliance related to cyber matters.

## Item 2. Properties

Our corporate headquarters is located in Vienna, Virginia, where we currently lease approximately 8,319 square feet under a lease agreement that expires in June 2029. We also lease and license facilities in San Francisco, California; Boulder, Colorado; Luxembourg, Luxembourg; Glasgow, Scotland; Cambridge, Ontario; Singapore, Singapore and Munich, Germany. Additionally, we operate over 30 ground stations to transmit our satellite data across the globe.

As the business grows and we add employees, we will evaluate our need to expand our facilities or add new facilities in different geographic locations. We believe that suitable additional or alternative space will be available as needed to accommodate any such growth. We expect to incur additional expenses in connection with such new or expanded facilities.

## Item 3. Legal Proceedings

From time to time, we are involved in various legal proceedings arising from the normal course of business activities.

### Stockholder Litigation

On August 20, 2024, we and two of our executive officers were named as defendants in a purported federal securities law class action filed in the United States District Court for the Eastern District of Virginia, captioned *Michal Bouso v. Spire Global, Inc. et al.*, Court File No. 1:24-cv-1458 (the "Bouso Lawsuit"). On October 14, 2024, a second plaintiff filed a similar lawsuit against us and three current or former executive officers, also in the United States District Court for the Eastern District of Virginia, captioned *Kohei Tagawa v. Spire Global, Inc. et al.*, Court File No. 1:24-cv-1810 (the "Tagawa Lawsuit"). On November 22, 2024, the court consolidated the Bouso Lawsuit and the Tagawa Lawsuit, appointed Michal Bouso as lead plaintiff, and renamed the case to "In re Spire Global, Inc. Securities Litigation," Master File No. 1:24-cv-1458-MSN-WEF (the "Master Securities Lawsuit"). On December 23, 2024, the plaintiff filed an amended complaint in the Master Securities Lawsuit, which alleges violations of Sections 10(b) and 20(a) of the Exchange Act (and Rule 10b-5 thereunder), arising from or relating to our announcements in August 2024 that certain of our previously issued audited and unaudited financial statements should not be relied upon. Plaintiff alleges that we and the individual defendants made false or misleading statements relating to (1) how revenue was recognized for pre-space services for certain space contracts, and (2) how costs for certain contracts were characterized. The plaintiff seeks to represent a class of shareholders who purchased or otherwise acquired our common stock between May 11, 2022 and August 14, 2024. The plaintiff seeks damages and other relief, including attorneys' fees and costs. The defendants are vigorously defending this lawsuit. On January 22, 2025, the defendants moved to dismiss the amended complaint in its entirety. The court in the Master Securities Lawsuit held argument on our motion to dismiss on March 14, 2025. After hearing argument from both sides, the court issued its order on the record dismissing the Master Securities Lawsuit without prejudice. The court granted the plaintiff 30 days to consider whether to amend.

On September 5, 2024, a stockholder derivative lawsuit was filed in the United States District Court for the Eastern District of Virginia, purportedly on behalf of us against certain of our officers and directors and us (as a nominal defendant), captioned *Lawrence Hollin v. Platzer et al.*, Court File No. 1:24-cv-01558 (the "Hollin Lawsuit"). On September 10, 2024, a second stockholder derivative lawsuit was filed in the United States District Court for the Eastern District of Virginia, also purportedly on behalf of us against certain of our officers and directors and us (as a nominal defendant), captioned *Richard Cobb v. Platzer et al.*, Court File No. 1:24-cv-01596 (the "Cobb Lawsuit"). On November 12, 2024, a third stockholder derivative lawsuit was filed in the United States District Court for the Eastern District of Virginia, also purportedly on behalf of us against certain of our officers and directors and us (as a nominal defendant) captioned *L. Robert Oros v. Platzer et al.*, 1:24-cv-02020 (the "Oros Lawsuit"). On November 14, 2024, the Court consolidated the *Hollin* Lawsuit and the *Cobb* Lawsuit and renamed the case to *In re Spire Global, Inc. Stockholder Derivative Litigation*, No. 1:24-cv-01596 (the "Master Derivative Case"). On December 2, 2024, the Court consolidated the *Oros* Lawsuit into the Master Derivative Case. The lawsuits in the Master Derivative Case arise out of the same subject matter as the Master Securities Lawsuit, and they allege some or all of the following claims: (1) breach of fiduciary duty; (2) gross mismanagement; (3) waste of corporate assets; (4) unjust enrichment; (5) as against the

director defendants, violations of Section 14(a) of the Exchange Act and Rule 14a-9 promulgated thereunder; (6) as against the officer defendants, contribution under Sections 10(b) and 21D of the Exchange Act; and (7) aiding and abetting. Each of the lawsuits in the Master Derivative Case seeks damages and other relief, including attorneys' fees and costs. The Master Derivative Case is currently stayed pending the motion to dismiss in the Master Securities Lawsuit.

#### **Share Purchase Agreement Litigation**

As previously disclosed, on November 13, 2024, we entered into the Purchase Agreement with Buyer, pursuant to which we agreed to complete the Transactions. The maritime business to be sold pursuant to the Transactions does not include any part of our satellite network or operations. The purchase price to be paid by Buyer to us at the closing of the Transactions is a cash payment based upon an enterprise value of \$233.5 million, subject to certain adjustments. The Transactions also include a twelve-month transition service and data provision agreement for \$7.5 million. The Purchase Agreement provides that the closing of the Transactions is subject to the satisfaction or waiver of certain closing conditions set forth in the Purchase Agreement.

We believe all conditions to closing contained in the Purchase Agreement have been satisfied or could be satisfied. Notwithstanding our notice to Buyer to that effect, Buyer has failed to consummate the closing. Buyer has cited various reasons for declining to close, which we have rejected. There is currently no governmental order in effect prohibiting closing and, in the Purchase Agreement, Buyer agreed to “use best efforts, and to take any and all actions necessary, to eliminate each and every impediment that is asserted” by relevant government entities so as to enable the parties to consummate the Transactions promptly. We believe that Buyer’s failure to close is not consistent with the terms of the Purchase Agreement, which do not give Buyer the option to delay closing once all closing conditions have been met.

As a result of the foregoing, on February 10, 2025, we filed a complaint in the Delaware Court of Chancery against Buyer seeking a grant of specific performance ordering Buyer to satisfy its obligations under the Purchase Agreement and consummate the closing in accordance with the terms of the Purchase Agreement. In the complaint, we also requested a declaratory judgment declaring that Buyer has breached its obligations under the Purchase Agreement and is not excused from performing its obligations under the Purchase Agreement, including proceeding with the closing.

Buyer removed the matter to the District of Delaware, pursuant to a contract term in the Purchase Agreement promising not to contest removal to that court. The District of Delaware initially selected a March 4 trial date, but on February 26, 2025, the court set a trial date of May 28-30, 2025. There is no assurance as to what action the District of Delaware will take with respect to the proceeding initiated by us and there is no assurance as to whether or not the Transactions will be consummated on the terms contemplated or at all. Whether or not the Transactions are consummated as required, we reserve all of our rights under the Purchase Agreement and in law and equity, including the right to seek damages and other remedies from Buyer. The amount of any damages which may be sought or obtained from Buyer cannot be determined at this time.

Except as disclosed above, we are not currently a party to any legal proceedings that, if determined adversely to us, would, in our opinion, have a material adverse effect on our business, results of operations, financial condition, or cash flows. Future litigation may be necessary to defend ourselves, our partners, and our customers by determining the scope, enforceability, and validity of third-party proprietary rights, or to establish our proprietary rights. The results of any current or future litigation cannot be predicted with certainty, and regardless of the outcome, litigation can have an adverse impact on us because of defense and settlement costs, diversion of management resources, and other factors.

#### **Item 4. Mine Safety Disclosures**

Not applicable.

## **PART II**

## **Item 5. Market for Registrant's Common Equity, Related Stockholder Matters, and Issuer Purchases of Equity Securities**

### **Market Information for Common Stock**

Our Class A common stock is listed on the NYSE under the symbol "SPIR". Our Class B common stock is not listed on any market.

### **Holders of Record**

As of February 28, 2025, there were 137 holders of record of our Class A common stock. The actual number of stockholders is greater than this number of record holders and includes stockholders who are beneficial owners but whose shares are held in street name by brokers and other nominees.

As of February 28, 2025, there were four holders of record of our Class B common stock. All shares of our Class B common stock are beneficially owned by Peter Platzer, Theresa Condor, Jeroen Cappaert and William Joel Spark, or their affiliates.

### **Dividend Policy**

We have never declared or paid any cash dividends on our capital stock, and do not intend to pay cash dividends to our stockholders in the foreseeable future. We expect to retain all available funds and any future earnings to fund the growth and development of our business. Investors should not purchase our common stock with the expectation of receiving cash dividends. Any future determination to declare dividends will be made at the discretion of our board of directors and will depend on our financial condition, results of operations, capital requirements, general business conditions, and other factors that our board of directors may deem relevant. In addition, the terms of the Blue Torch Financing Agreement contain restrictions on our ability to declare and pay cash dividends on our capital stock.

### **Repurchases of Securities**

None.

### **Unregistered Sales of Equity Securities and Use of Proceeds**

None.

## **Item 6. [Reserved]**

## **Item 7. Management's Discussion and Analysis of Financial Condition and Results of Operations**

*You should read the following discussion and analysis of our financial condition and results of operations in conjunction with our audited consolidated financial statements as of and for the years ended December 31, 2024 and 2023 and the related notes appearing elsewhere in this Form 10-K. In addition to historical consolidated financial information, the following discussion and analysis contains forward-looking statements that involve risks, uncertainties and assumptions. Our actual results could differ materially from those anticipated by these forward-looking statements as a result of many factors. We discuss factors that we believe could cause or contribute to these differences below and elsewhere in this Annual Report on Form 10-K, including those set forth in the sections titled "Risk Factors" and "Special Note Regarding Forward-Looking Statements." Our fiscal years ended December 31, 2024 and 2023 are referred to herein as fiscal year 2024 and fiscal year 2023, respectively. Unless the context otherwise requires, all references to "the Company," "we," "us," or "our" and similar terms refer to Spire and its subsidiaries.*

### **Overview**

Spire is a global provider of space-based data, analytics and space services, offering unique datasets and powerful insights about Earth so that organizations can make decisions with confidence in a rapidly changing world. Spire builds, owns, and operates a

fully deployed satellite constellation. We believe it is one of the world’s largest “listening” constellations, observing the Earth in real time using radio frequency technology.

The data acquired by our multipurpose satellites provide global weather intelligence, ship and plane movements, and spoofing and jamming detection to better predict how their patterns impact economies, global security, business operations and the environment. We also offer space-as-a-service solutions that empower customers to leverage our established infrastructure to put their business in space. We provide customers these solutions through an application programming interface (“API”) infrastructure.

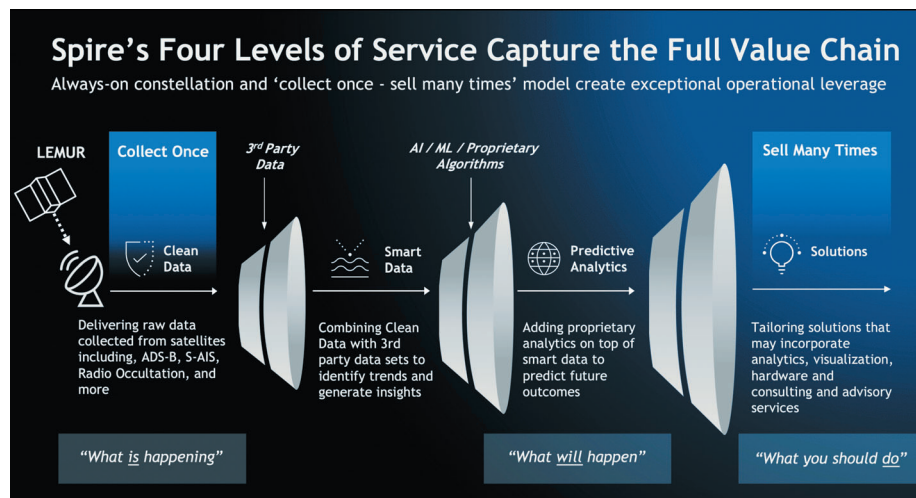
Spire also offers research and development services (“R&D Services”) to third parties, for the advancement of contracted satellite technologies. In addition to providing R&D Services, we grant the counterparty a license to the developed intellectual property.

Our platform applies our value-add insights and predictive analytics to this proprietary data to create commercially valuable datasets. We offer three data solutions to our customers, which vary in complexity and price and can be delivered in near real-time via our API that can be easily integrated into our customers’ business operations:

- **Maritime:** Precise space-based data used for highly accurate ship monitoring, ship safety, and route optimization.
- **Aviation:** Precise space-based data used for highly accurate aircraft monitoring, aircraft safety, and route optimization.
- **Weather and Climate:** Precise space-based data used for highly accurate weather forecasting.

For each data solution, we have the capability to offer customers a variety of features and additional value. The four forms of data we monetize are:

- **Clean data:** Clean and structured data directly from our proprietary nanosatellites;
- **Smart data:** Clean data fused with third-party datasets and proprietary analysis to enhance value and provide insights;
- **Predictive solutions:** Big data, AI, and ML algorithms applied to fused data sets to create predictive analytics and insights; and
- **Solutions:** Data-driven actionable recommendations to solve specific business problems, utilizing the full spectrum of our data analytics suite.



These value-add data features allow customers to solve various use cases and provide a path to expand throughout the customer’s relationship.

As our fourth solution, we are also pioneering an innovative business model through our Space Services solution. We leverage our fully deployed infrastructure and large-scale operations to enable our customers to obtain customized data through our API. Our Space Services offering provides our customers with fast, scalable, and reliable access to space.

Our solutions are offered to customers across numerous industries and we not only have the opportunity to upsell within each one, but we also have the opportunity to cross-sell among all our solutions.

We provide our solutions to global customers either through a subscription or based on a specific project. We currently sell directly to end customers and utilize reseller partners when beneficial.

## **Recent Developments**

### ***Sale of Maritime Business***

On November 13, 2024, we entered into a Share Purchase Agreement (the “Purchase Agreement”) with Kpler Holding SA, a Belgian corporation (“Buyer”), pursuant to which we agreed to sell our maritime business to Buyer and enter into certain ancillary agreements (the “Transactions”). The maritime business to be sold pursuant to the Transactions does not include any part of our satellite network or operations. The purchase price to be paid by Buyer to us at the closing of the Transactions is a cash payment based upon an enterprise value of \$233.5 million, subject to certain adjustments. The Transactions also include a twelve-month transition service and data provision agreement for \$7.5 million. The Purchase Agreement provides that the closing of the Transactions is subject to the satisfaction or waiver of certain closing conditions set forth in the Purchase Agreement.

We believe all conditions to closing contained in the Purchase Agreement have been satisfied or could be satisfied. Notwithstanding our notice to Buyer to that effect, Buyer has failed to consummate the closing. Buyer has cited various reasons for declining to close, including a review of the Transactions by the UK Competition and Markets Authority. We have rejected these reasons. We believe that Buyer’s failure to close is not consistent with the terms of the Purchase Agreement, which do not give Buyer the option to delay closing once all closing conditions have been met.

As a result of the foregoing, on February 10, 2025, we filed a complaint in the Delaware Court of Chancery against Buyer seeking a grant of specific performance ordering Buyer to satisfy its obligations under the Purchase Agreement and consummate the closing in accordance with the terms of the Purchase Agreement. In the complaint, we also requested a declaratory judgment declaring that Buyer has breached its obligations under the Purchase Agreement and is not excused from performing its obligations under the Purchase Agreement, including proceeding with the closing.

Buyer removed the matter to the District of Delaware, pursuant to a contract term in the Purchase Agreement promising not to contest removal to that court. The District of Delaware initially selected a March 4 trial date, but on February 26, 2025, the court set a trial date of May 28-30, 2025. There is no assurance as to what action the District of Delaware will take with respect to the proceeding initiated by us and there is no assurance as to whether or not the Transactions will be consummated on the terms contemplated or at all. The amount of any damages which may be sought or obtained from Buyer cannot be determined at this time.

### ***Private Placement***

On March 12, 2025, we entered into a securities purchase agreement (the “Securities Purchase Agreement”) with the purchasers named therein (the “Purchasers”) for the private placement (the “2025 Private Placement”) of (i) 4,843,750 shares of our Class A common stock at a purchase price of \$8.00 per share (the “Shares”) and (ii) pre-funded warrants (the “Pre-Funded Warrants”) to purchase 156,250 shares of Class A common stock (the “Warrant Shares”) at a purchase price of \$7.9999 per Pre-Funded Warrant. The Pre-Funded Warrants have an exercise price of \$0.0001 per share of Class A common stock, are exercisable immediately, and will terminate when exercised in full. The aggregate gross proceeds for the 2025 Private Placement were \$40.0 million, before deducting offering expenses. The 2025 Private Placement closed on March 14, 2025.

In addition, on March 12, 2025, we and the Purchasers also entered into a registration rights agreement, pursuant to which we agreed to file a registration statement with the Securities and Exchange Commission on or before April 30, 2025, for purposes of registering the resale of the Shares and the Warrant Share and to have such registration statement declared effective no later than June 30, 2025.

### ***Fifth Amendment to Blue Torch Financing Agreement***

On March 12, 2025, we and Blue Torch Finance LLC (“Blue Torch”) entered into the Waiver and Amendment No. 5 to Financing Agreement (the “Fifth Amendment”) to, among other things, (a) waive events of default under our financing agreement (the “Blue Torch Financing Agreement”) that we entered into with Blue Torch in June 2022 arising out of the



maximum debt to EBITDA leverage ratio being greater than the ratio permitted by the Blue Torch Financing Agreement, the failure to deliver financial projections for the 2025 fiscal year and liquidity being lower than permitted by the Blue Torch Financing Agreement, (b) amend the financial covenants in the Blue Torch Financing Agreement to replace the maximum debt to EBITDA ratio with a minimum EBITDA covenant and provide relief on the recurring revenue leverage ratio set forth in the Blue Torch Financing Agreement, (c) amend the Blue Torch Financing Agreement to permit us to obtain subordinate financing secured by related liens on such junior indebtedness, (d) increase the applicable margin by 2.50% in the form of PIK interest which will be fully earned, paid-in-kind and added to the principal balance of the term loans, and (e) provide for a Fifth Amendment fee and extension fees. The Fifth Amendment fee is equal to \$2.50 million which will be paid in kind by adding such fee to the principal amount after which it bears interest from the date of the Fifth Amendment at the Adjusted Term SOFR for a 3-month interest period plus the applicable margin under the Blue Torch Financing Agreement.

The Fifth Amendment also provides for an extension fee equal to \$1.0 million, but if the Blue Torch Financing Agreement is terminated and all obligations are paid in full prior to April 30, 2025, the extension fee will be waived. If the Blue Torch Financing Agreement is not terminated and all obligations are paid in full on or before April 30, 2025, the extension fee will be added to the principal balance of the term loans on such date, and an additional extension fee in an equal amount will be added to the principal balance of the term loans on each date that is 30 days after April 30, 2025, until the Blue Torch Financing Agreement is terminated and all obligations are paid in full. The Fifth Amendment also requires us to engage a liquidity management advisor reasonably satisfactory to Blue Torch no later than March 21, 2025, and we did so on March 21, 2025.

### **Highlights from Fiscal Year 2024**

- Full year 2024 revenue was \$110.5 million, an increase of 13% from fiscal year 2023.
- We were awarded a \$9.4 million contract in January 2024 and another \$3.8M contract in September 2024 by the National Oceanic and Atmospheric Administration (“NOAA”) for Satellite Weather and Climate Data (“RO”).
- We began a collaboration with Signal Ocean to drive digitalization of the maritime economy and Signal Ocean made a \$10 million strategic investment in the Company.
- We were awarded €8.4 million by the European Maritime Safety Agency (EMSA) for the provision of SAT-AIS data services.
- We began collaborating with NVIDIA to enhance artificial intelligence (“AI”)-driven weather prediction.
- We announced a space services deal to scale constellation for HANCOM InSpace.
- We signed a Memorandum of Cooperation with Thales and the European Satellite Services Provider (ESSP) to develop a space-based air traffic surveillance service. Phase A of the contract was signed and is effective as of June 28, 2024.
- We joined the Russell 3000 Index on June 27, 2024.
- We announced a contract with the Government of Canada for ship tracking data in July 2024.
- We signed a multi-year agreement with a government customer to manufacture satellites and provide geolocation data.
- We and OroraTech were awarded a NASA contract for wildfire monitoring.
- We launched seven LEMUR satellites on SpaceX Transporter-11 mission.
- We announced a mission to explore the power of AI in space with Mission Control, showcasing how AI can be reliably used onboard satellites over a long period of time to generate actionable insights in real-time.
- We announced on November 13, 2024, that we entered into the Purchase Agreement with Buyer, pursuant to which we agreed to sell our maritime business to Buyer for a purchase price of \$233.5 million, subject to certain adjustments. The Transactions also include a twelve-month transition service and data provision agreement for \$7.5 million.

### **Macroeconomic and Geopolitical Impact**

Over the past two years, we have been impacted by the macroeconomic environment, such as fluctuations in foreign currencies, increasing interest rates and geopolitical conflicts like the Russian invasion of Ukraine, Israel's war with Hamas and the increased tensions between China and the United States.

The U.S. Dollar exhibited a decrease in strength against the local functional currencies of our foreign subsidiaries for the fiscal year ended December 31, 2024, as compared to the fiscal year ended December 31, 2023. The U.S. Dollar's decrease had a

positive impact on our revenue, as approximately one-third of our sales are conducted in foreign currencies. Conversely, the decrease in the value of the U.S. Dollar had an unfavorable impact on our expenses, given that a majority of our workforce resides in countries other than the United States.

The macroeconomic environment has caused existing or potential customers to re-evaluate their decision to purchase our offerings, at times resulting in additional customer discounts, extended payment terms, and longer sales cycles. Particularly, government agency delays in approving appropriations bills negatively impacted the timeliness of some of our U.S. federal government orders. Additionally, recent changes to tariffs could cause interruptions in our supply chain or increase spending to meet our obligations.

Increasing interest rates in the fiscal year ended December 31, 2024 resulted in higher interest expenses, as our credit facility is based on a floating interest rate.

If any of these factors continue or worsen, and/or if new macroeconomic or geopolitical issues arise, our results and financial condition could be further negatively impacted. We cannot predict the timing, strength, or duration of any economic slowdown, downturn, instability, or recovery, generally or within any particular industry or geography. Any downturn of the general economy or industries in which we operate would adversely affect our business, financial condition, and results of operations.

### **Key Factors Affecting Our Performance**

We believe that our current and future performance depends on many factors, including, but not limited to, those described below. While these areas present significant opportunity, they also present risks that we must manage to achieve successful results. For additional information about these risks, see the section titled “Risk Factors.” If we are unable to address these risks, our business and results of operations could be adversely affected.

#### ***Expansion of and Further Penetration of Our Customer Base***

We employ a “land and expand” business model that focuses on efficiently acquiring new customers (“land”) and then growing our relationships with these customers over time (“expand”). We have the capability to offer customers additional data sets and a variety of enhanced features that potentially grow the value of the services for which our customers contract with us. Our future revenue growth and our path to profitability are dependent upon our ability to continue to land new customers and then expand adoption of our solutions within their organizations.

We track our progress landing new customers by measuring the number of ARR Solution Customers (as defined below) we have from one fiscal year to the next. The number of ARR Solution Customers decreased to 621 as of December 31, 2024, from 745 as of December 31, 2023. We track our increases and decreases in our customer contract values by measuring our ARR Net Retention Rate (as defined below). Our ARR Net Retention Rate was 93% for fiscal year 2024 and 98% for fiscal year 2023.

#### ***Expansion into New Industries and Geographies***

As our solutions grow, we continue to focus on further penetration of our initial industries including maritime, aviation, logistics, and government (civil and defense/intelligence). We believe our technology and solutions give us the ability to expand into additional industries, including energy, financial services, agriculture, transportation, and insurance, and also into additional geographies, including Latin America, Africa, and the Middle East. Our revenue growth is dependent upon our ability to continue to expand into new industries and geographies. The costs associated with these expansions may adversely affect our results of operations.

#### ***Impact of the Solar Cycle on our Assets' Remaining Life***

A stronger solar cycle has the potential to impact some of our satellites, accelerating their deorbiting and shortening their useful lives. The solar cycle is the cycle that the Sun’s magnetic field goes through approximately every 11 years. In 2019, NOAA, NASA, and the International Space Environment Services panel forecasted that Solar Cycle 25 (December 2019 to approximately 2030) would be relatively weak after a relatively weak Solar Cycle 24 (December 2008 to December 2019). Subsequently, NOAA noted that Solar Cycle 24 was the weakest cycle in 100 years with sunspots reaching a maximum of 116 – below the average of 179. In October of 2023, NOAA updated their projection for the strength and duration of Solar Cycle 25, stating that the cycle is expected to be more intense than Cycle 24, and predicting that the peak of the cycle would be earlier, by the end of 2024. A stronger solar cycle has accelerated the deorbiting of our satellites sooner than expected or planned. Our

ability to minimize the solar cycle impact, our ability to replenish our existing constellation in a timely manner and the costs associated with these actions may adversely affect our results of operations.

### ***Investment in Growth***

We continue investing in growing our business and capitalizing on our market opportunities while balancing the uncertainties from the macro-economic environment and geopolitical factors. We intend to continue to add headcount to our global sales and marketing teams to acquire new customers and to increase sales to existing customers. We also intend to continue to add headcount as needed to our research and development teams and otherwise invest to improve and innovate our nanosatellite, ground station and data analytics technologies. For fiscal year 2024, our spending on research and development increased by \$1.5 million, or 6%, from fiscal year 2023. The costs of these investments may adversely affect our results of operations, but we believe that these investments will contribute to our long-term growth.

### ***Acquisitions***

Our business strategy may include acquiring other complementary solutions, technologies, or businesses that we believe will allow us to continue on our path to profitability, reduce the time or costs required to develop new technologies, incorporate enhanced functionality into and complement our existing solution offerings, augment our engineering workforce and enhance our technological capabilities.

### ***Impact of Foreign Exchange Rates***

Our reporting currency is the U.S. Dollar. The functional currencies of our foreign operating subsidiaries is the local currency in which each subsidiary operates, including the Euro, the British Pound, the Singapore Dollar and the Canadian Dollar. The U.S. Dollar exhibited a decrease in strength against the local functional currencies of our foreign subsidiaries for fiscal year 2024 as compared to fiscal year 2023. The U.S. Dollar's decrease had a positive impact on our revenue, as approximately one-third of our sales are conducted in foreign currencies. Conversely, the decrease in the value of the U.S. Dollar had an unfavorable impact on our expenses, given that a majority of our workforce resides in countries other than the United States. Approximately 31% of our revenues were generated in currencies other than the U.S. Dollar for each of the years ended December 31, 2024 and 2023. The financial statements of these subsidiaries are translated into U.S. dollars using exchange rates in effect at each balance sheet date for assets and liabilities and average exchange rates during the period for revenues and expenses. To the extent we experience significant currency fluctuations, our results of operations may be impacted.

### **Key Business Metrics**

We review the following key business metrics to evaluate our business, measure our performance, identify trends affecting our business, formulate business plans, and make strategic decisions:

- ARR
- ARR Customers
- ARR Solution Customers
- ARR Net Retention Rate

### ***Annual Recurring Revenue***

We define ARR as our expected annualized revenue from customers that are under contracts with us at the end of the reporting period with a binding and renewable agreement for our subscription solutions or customers that are under a binding multi-year contract that can range from components of our Space Services solution to a project-based customer solution. Customers with Space Services Contracts are considered recurring when there is a multi-year binding agreement that has a renewable component in the contract. Customers are also considered recurring when they have multiple contracts over multiple years. Customer contracts for data trials and one-time transactions are excluded from the calculation of ARR.

The increase in our ARR in fiscal year 2024 was primarily driven by increasing the amount of ARR business with our existing customers. Our ARR has fluctuated from period to period in the past due in part to the timing of some of our Space Services Contracts, including when engagements start and stop. We expect our ARR to continue to fluctuate from period to period in the future. ARR is a leading indicator and accordingly, will tend to outpace the impact on our revenue as we recognize the contract value of various agreements over time.

The following table summarizes our ARR at each fiscal year end for the periods indicated.

	As of December 31,		% Change
	2024	2023	
<i>(dollars in thousands)</i> ARR	\$ 112,190	\$ 106,827	5%

### ***Number of ARR Customers and ARR Solution Customers***

We define an ARR Customer as an entity that has a contract with us or through our reseller partners contracts, that is either a binding and renewable agreement for our subscription solutions, or a binding multi-year contract as of the measurement date independent of the number of solutions the entity has under contract. A single organization with separate subsidiaries, segments, or divisions may represent multiple customers, as we treat each entity that is invoiced separately as an individual customer. In cases where customers subscribe to our platform through our reseller partners, each end customer that meets the above definition is counted separately as an ARR Customer. All entities that have contracts for data trials and one-time transactions are excluded from the calculation of ARR Customers.

We define an ARR Solution Customer similarly to an ARR Customer, but we count every solution the customer has with us separately. As a result, the count of ARR Solution Customers exceeds the count of ARR Customers at each year end, as some customers contract with us for multiple solutions. Our multiple solutions customers are those that are under contract for at least two of our solutions: Maritime, Aviation, Weather and Climate, and Space Services. All entities that have contracts for data trials and one-time transactions are excluded from the calculation of ARR Solution Customers.

The decrease in each of our ARR Customers and ARR Solution Customers in fiscal year 2024 was driven by our move to de-emphasize sales to customers with very low ARR or revenue. We expect this strategy to ultimately increase our ARR and revenue per customer, increase our ARR in total, and reduce our customer count as we drive towards the most efficient use of our resources.

The following table summarizes the number of our ARR Customers and ARR Solution Customers at the end of fiscal years 2024 and 2023.

	As of December 31,		% Change
	2024	2023	
ARR Customers	572	712	(20)%
ARR Solution Customers	621	745	(17)%

### ***ARR Net Retention Rate***

We calculate our ARR Net Retention Rate for a particular fiscal period end by dividing (i) our ARR from those ARR Customers at that fiscal period end that were also customers as of the last day of the prior fiscal period end by (ii) the ARR from all customers as of the last day of the prior fiscal period. This calculation measures the overall impact from increases in customer contract value (upsells), the decreases in customer contract value (downsells) and the decreases in customer value resulting from customers that have chosen not to renew their contracts with us (lost customers).

The following table summarizes our ARR Net Retention Rate for each of fiscal years 2024 and 2023:

	Year Ended December 31,		% Change
	2024	2023	
ARR Net Retention Rate	93%	98%	(5)%

Our ARR Net Retention Rate can be impacted from period to period by large increases or decreases in customer contract value and large decreases in contract value from customers that have not renewed their contracts with us. An ARR Net Retention Rate greater than 100% is an indication that we are growing the value of the solutions our customers are purchasing from us at current fiscal year ended versus the prior fiscal year end. An ARR Net Retention Rate less than 100% is an indication that the value of the solutions our customers are purchasing from us declined at current fiscal year end versus the prior fiscal year end. Our ARR Net Retention Rate decreased by 5% for fiscal year 2024 driven primarily by the reduced value of NOAA's RO weather award as compared to the value of the corresponding award in fiscal year 2023.

## Components of Results of Operations

### *Revenue*

We derive revenue from providing data, insights and access to our cloud-based technology platform sold on a subscription basis. Some of our customer arrangements include additional performance obligations that encompass the delivery of specific goods, services or intellectual property apart from the ongoing services provided on a subscription basis, which may impact the timing of revenue recognition. Additionally, some of our customer arrangements include material rights to receive discounted subscription services in the future, which impacts the timing of revenue recognition.

Subscription periods for our solutions generally range from one to two years and are typically non-cancelable, with customers having the right to terminate their agreements only if we materially breach our obligations under the agreement. Our subscription fees are typically billed either monthly or quarterly in advance.

### *Cost of Revenue*

Cost of revenue consists primarily of personnel costs, depreciation, hosted infrastructure costs, high-power computing costs, third-party operating and royalty costs associated with delivering our data and services, to our customers, and costs associated with R&D Services Contracts. In addition, cost of revenue includes the amortization of purchased intangibles associated with our acquisition of exactEarth in November 2021 (the "Acquisition"). Personnel costs are primarily related to the cost of our employees supporting and managing our constellation operations including satellite operations, ground station control, and launch management. Personnel costs also include the cost of our employees supporting and managing projects for our research and development services. Costs associated with the manufacture and launch of our satellites, including personnel costs, are capitalized and depreciated upon placement in service, typically over a four-year expected useful life. As satellites reach the end of their expected useful life, they are generally replaced with replenishment satellites to maintain our constellation at optimal performance. Costs associated with the acquisition and development of new ground stations, including the bill of materials and labor to install the ground station, are capitalized and depreciated upon placement in service typically over a four-year to ten-year expected useful life. We anticipate ongoing capital spending to repair and replenish ground stations as they reach the end of their expected useful life to keep our ground station network at optimal performance. Our proprietary ground station network is primarily located in third-party locations where we incur lease and other operational charges. Cost of revenue also includes royalties associated with third-party data sets that we integrate into our data solutions.

### *Operating Expenses*

**Research and Development.** Research and development expenses consist primarily of employee-related expenses, third-party consulting fees, and computing costs. Our research and development efforts are focused on improving our satellite technology, developing new data sets, developing new algorithms, enhancing our smart and predictive analytics, and enhancing the ease of use and utility of our space-based data solutions.

**Sales and Marketing.** Sales and marketing expenses consist primarily of employee-related expenses, sales commissions, marketing and advertising costs, costs incurred in the development of customer relationships, brand development costs, travel-related expenses, allowance for current expected credit losses, and amortization of purchased intangible backlog associated with the Acquisition. Commission costs on new customer contract bookings are considered costs of obtaining customer contracts. Commission costs for multi-year deals are considered contract acquisition costs and are deferred and then amortized over the period of the contract. Commission costs on contracts completed with a term of twelve months or less are expensed in the period incurred.

**General and Administrative.** General and administrative expenses consist of employee-related expenses for personnel in our executive, finance and accounting, facilities, legal, human resources, and management information systems functions, as well as other administrative employees. In addition, general and administrative expenses include fees related to third-party legal counsel, corporate insurance, fees related to accounting, tax and audit costs, office facilities costs, software subscription costs, and other corporate costs.

**Loss on Decommissioned Satellites.** Loss on decommissioned satellites consists of the write-off of the remaining capitalized costs associated with the manufacture and launch of our satellites prior to the end of the satellite's useful life. We contract with third-party companies to launch, carry, and deploy our satellites into space. A loss could result from a third-party launch or deployer failure, a technical failure of the satellite, or the deorbit or decommissioning of a satellite before the end of the satellite's useful life. A technical failure could include a satellite that is not able to communicate with our network of ground

stations or fulfill its intended technical mission for a duration greater than one month. The loss amount is presented net of any insurance proceeds received. Due to the nature of these events, we cannot predict the magnitude or frequency of future satellite deorbit and launch failure losses. We sometimes purchase launch insurance when financially practical; however, the proceeds from these insurance policies will typically only cover a portion of our launch loss. We incurred a \$3.4 million loss on decommissioned satellites in fiscal year 2024 and a \$0.7 million loss on decommissioned satellites in fiscal year 2023.

**Allowance for Current Expected Credit Loss on Notes Receivable.** Allowance for current expected credit loss on notes receivable consists of allowance for current expected credit loss recorded on a note receivable and accrued interest issued to a Space Services customer.

#### ***Other Income (Expense)***

**Interest Income.** Interest income includes interest earned on our cash balances and short-term marketable securities.

**Interest Expense.** Interest expense primarily includes interest costs associated with our debt and amortization of deferred financing costs.

**Change in Fair Value of Contingent Earnout Liability.** Change in fair value of contingent earnout liability includes mark-to-market adjustments to reflect changes in the fair value of the contingent earnout liability.

**Change in Fair Value of Warrant Liabilities.** Change in fair value of warrant liabilities includes mark-to-market adjustments to reflect changes in the fair value of warrant liabilities and the exchange of warrants for common stock.

**Issuance of Stock Warrants.** Issuance of stock warrants includes expense related to the value of the right to purchase company shares.

**Foreign Exchange Gain/Loss.** Foreign exchange gain/loss consists of the net effect of realized and unrealized foreign currency gains and losses resulting from changes in the currency exchange rates for transactions denominated in non-functional currency relative to each subsidiary's functional currency. We use the local currency as our functional currency for our subsidiaries in Luxembourg, the United Kingdom, Singapore, Australia, Germany, and Canada.

**Other Expense, Net.** Other expense, net consists primarily of tax credits, grant income, share of equity investment loss, and write-off of certain prepaid assets.

#### ***Income Tax Provision***

Provision for income taxes consists of federal income taxes in the United States and income taxes in certain foreign jurisdictions. We do not provide for income taxes on undistributed earnings of our foreign subsidiaries since we intend to invest these earnings outside of the United States permanently. We account for income taxes using the asset and liability method, whereby deferred tax assets and liabilities are recognized based on differences between the financial reporting and tax bases of assets and liabilities and are measured using the enacted rates and laws that will be in effect when the differences are expected to reverse.

## Results of Operations

### Fiscal Year 2024 Compared to Fiscal Year 2023

The following tables set forth selected consolidated statements of operations data for each of the periods indicated:

<i>(in thousands)</i>	Year Ended December 31,	
	2024	2023
<b>Revenue</b>	\$ 110,451	\$ 97,612
<b>Cost of revenue<sup>(1)</sup></b>	70,560	59,024
Gross profit	39,891	38,588
<b>Operating expenses<sup>(1)</sup>:</b>		
Research and development	29,188	27,650
Sales and marketing	22,220	25,754
General and administrative	49,744	41,999
Loss on decommissioned satellites	3,447	747
Allowance for current expected credit loss on notes receivable	4,026	1,218
Total operating expenses	108,625	97,368
<b>Loss from operations</b>	<b>(68,734)</b>	<b>(58,780)</b>
Other income (expense):		
Interest income	1,547	2,332
Interest expense	(20,358)	(19,036)
Change in fair value of contingent earnout liability	(1,235)	129
Change in fair value of warrant liabilities	(5,254)	(1,597)
Issuance of stock warrants	(2,399)	—
Foreign exchange (loss) gain	(4,314)	1,524
Other expense, net	(1,912)	(2,272)
Total other expense, net	(33,925)	(18,920)
Loss before income taxes	(102,659)	(77,700)
Income tax provision (benefit)	159	(142)
<b>Net loss</b>	<b>\$ (102,818)</b>	<b>\$ (77,558)</b>

<sup>(1)</sup> Includes stock-based compensation as follows:

<i>(in thousands)</i>	Year Ended December 31,	
	2024	2023
Cost of revenue	\$ 389	\$ 197
Research and development	5,194	3,474
Sales and marketing	3,717	2,707
General and administrative	10,149	6,600
Total stock-based compensation	\$ 19,449	\$ 12,978

### Revenue

<i>(dollars in thousands)</i>	Year Ended December 31,		
	2024	2023	% Change
Revenue	\$ 110,451	\$ 97,612	13%

Total revenue increased \$12.8 million, or 13%, primarily driven by increased ARR business combined with growth in revenue recognized for Space Services Contracts.

For fiscal year 2024, we derived 57% of our revenue from the Americas; 36% of our revenue from Europe, the Middle East and Africa (“EMEA”); and 7% of our revenue from Asia Pacific (“APAC”). For fiscal year 2023 we derived 50% of our revenue from the Americas, 36% of our revenue from EMEA, and 14% of our revenue from APAC. For fiscal year 2024, we derived 70% of our revenue from subscription arrangements, compared to 74% for fiscal year 2023. This percentage mix can fluctuate significantly from period to period driven primarily by the timing of non-subscription revenue recognition in our contracts.

## Cost of Revenue

(dollars in thousands)	Year Ended December 31,		% Change
	2024	2023	
Total cost of revenue	\$ 70,560	\$ 59,024	20%
Gross profit	39,891	38,588	3%
Gross margin	36%	40%	(3)%
Headcount (at end of year)	40	33	21%

<sup>(1)</sup> Includes headcount relating to R&D Services Contracts. R&D Services Contracts expenses are included in cost of revenue.

Cost of revenue increased \$11.5 million, or 20%, primarily driven by an increase in satellite operation expense of \$4.4 million, an increase in depreciation expense of \$3.6 million, an increase in personnel expenses of \$1.9 million, and an increase in downlink data service expenses of \$1.7 million, partially offset by a decrease in other miscellaneous expenses of \$0.1 million. The increase in satellite operation expense was driven by recognition of launch costs associated with a Space Services Contract. The increase in depreciation expense was primarily driven by a reset of the estimated useful lives of our satellites to account for the impact of increased solar activity related to the current solar cycle. The increase in personnel costs was driven by increased work related to R&D Services Contracts during the period, which causes a greater proportion of costs to be allocated to cost of revenue. The increase in downlink data service expenses was primarily driven by the purchase of supplemental data to support a radio frequency geolocation contract.

Gross margin for fiscal years 2024 and 2023 was 36% and 40%, respectively. The decrease was driven primarily by the higher expenses described above. Our gross margin can fluctuate significantly from period to period driven primarily by the timing of the revenue as well as the timing of our technology investments to support future growth.

We expect cost of revenue, including depreciation and amortization expenses, third-party operating costs and royalties, and high-powered computing costs, to increase in absolute dollars as our business grows.

## Operating Expenses

Operating expenses consist of our research and development, our sales and marketing, and our general and administrative expenses. As we continue to invest in our growth, including through hiring additional personnel, we expect our operating expenses to increase in absolute dollars as revenue grows; however, we expect our operating expenses as a percentage of revenue to decrease over time.

## Research and Development

(dollars in thousands)	Year Ended December 31,		% Change
	2024	2023	
Research and development	\$ 29,188	\$ 27,650	6%
Percentage of total revenue	26%	28%	
Headcount (at end of year)	249	221	13%

<sup>(1)</sup> Includes headcount relating to R&D Services Contracts. R&D Services Contracts expenses are included in cost of revenue.

Research and development expenses increased \$1.5 million, or 6%, primarily driven by an increase in personnel costs of \$2.2 million, partially offset by a decrease in travel and entertainment expenses of \$0.4 million and a decrease in other miscellaneous operating expenses of \$0.3 million. The increase in personnel costs was driven by overall growth in headcount. The decrease in travel and entertainment expenses was driven by reduced travel within the period.

We expect research and development expenses to increase in absolute dollars in future periods primarily due to higher headcount as we continue to invest in the development of our solutions offerings and new technologies; however, we expect research and development expenses to decrease as a percentage of revenue in future periods as our revenue growth exceeds our increase in research and development spend.



## Sales and Marketing

	Year Ended December 31,		% Change
	2024	2023	
<i>(dollars in thousands)</i>			
Sales and marketing	\$ 22,220	\$ 25,754	(14)%
Percentage of total revenue	20%	26%	
Headcount (at end of year)	70	73	(4)%

Sales and marketing expenses decreased \$3.5 million, or 14%, primarily driven by a decrease in personnel costs of \$1.5 million, a decrease in marketing expenses of \$0.8 million, a decrease in bonus and commission expenses of \$0.8 million, and a decrease in bad debt expenses of \$0.6 million, partially offset by an increase in other miscellaneous operating expenses of \$0.2 million. The decrease in personnel costs was driven by an overall reduction in headcount and attrition savings throughout the year. The decrease in marketing expenses was driven by lower advertising and event spend compared to the prior year period. The decrease in bonus and commission expenses was primarily driven by lower bonus accruals for management. The decrease in bad debt expenses was driven by cash collections and recovery efforts.

We expect sales and marketing expenses to generally grow in absolute dollars in the future, primarily due to increased employee-related expenses as we grow our headcount, to support our sales and marketing efforts and our continued expansion of our sales capacity across our solutions; however, we expect sales and marketing expenses as a percentage of revenue to decrease in future periods as our revenue growth exceeds our increases in sales and marketing spend.

## General and Administrative

	Year Ended December 31,		% Change
	2024	2023	
<i>(dollars in thousands)</i>			
General and administrative	\$ 49,744	\$ 41,999	18%
Percentage of total revenues	45%	43%	
Headcount (at end of year)	88	89	(1)%

General and administrative expenses increased \$7.7 million, or 18%, primarily driven by an increase in professional services expenses of \$6.4 million and an increase in stock-based compensation expense of \$3.7 million, partially offset by a decrease in insurance costs of \$1.2 million, a decrease in severance expenses of \$1.0 million and a decrease in other miscellaneous operating expenses of \$0.2 million. The increase in professional services fees was driven by higher third-party accounting, legal and other consulting services relating to the restatement. The increase in stock-based compensation expense was driven by higher stock grants which resulted in a higher total value of stock-based awards recognized in the current year. The decrease in business insurance costs was driven by an improvement in annual rates particularly on directors and officers insurance. The decrease in severance expenses was driven by lower severance payouts in the current year compared to the prior year.

We expect our general and administrative expenses to generally grow in absolute dollars in future periods as our employee-related expenses increase to support our revenue growth; however, we expect our general and administrative expenses as a percentage of revenue to decrease as revenue growth exceeds our increases in general and administrative spend.

## Loss on Decommissioned Satellites

	Year Ended December 31,		% Change
	2024	2023	
<i>(dollars in thousands)</i>			
Loss on decommissioned satellites	\$ 3,447	\$ 747	361%
Percentage of total revenues	3%	1%	

We recognized a non-cash expense of \$3.4 million and \$0.7 million in fiscal years 2024 and 2023, respectively, on decommissioned satellites prior to the ends of their useful lives.

Due to the nature of these events, we cannot predict the magnitude or frequency of future decommissioning losses. While we sometimes purchase launch insurance when financially practical, the proceeds from these policies will typically only cover a portion of our loss in the event of an unplanned satellite deorbit or launch failure.

### ***Allowance for Current Expected Credit Loss on Notes Receivable***

	Year Ended December 31,		% Change
	2024	2023	
(dollars in thousands)			
Allowance for current expected credit loss on notes receivable	\$ 4,026	\$ 1,218	231%
Percentage of total revenues	4%	1%	

Allowance for current expected credit loss on notes receivable increased by \$2.8 million relating to a note receivable of \$4.5 million and accrued interest of \$0.7 million issued to a Space Services customer.

### ***Other Income (Expense)***

	Year Ended December 31,		% Change
	2024	2023	
(dollars in thousands)			
Interest income	\$ 1,547	\$ 2,332	(34)%
Interest expense	\$ (20,358)	\$ (19,036)	7%
Change in fair value of contingent earnout liability	\$ (1,235)	\$ 129	(1,057)%
Change in fair value of warrant liabilities	\$ (5,254)	\$ (1,597)	229%
Issuance of stock warrants	\$ (2,399)	\$ —	*
Foreign exchange (loss) gain	\$ (4,314)	\$ 1,524	(383)%
Other expense, net	\$ (1,912)	\$ (2,272)	(16)%

\*Not meaningful

Interest income decreased by \$0.8 million, or 34%, primarily as a result of converting short-term marketable securities to cash and cash equivalents to be used for working capital purposes.

Interest expense increased by \$1.3 million, or 7%, primarily as a result of incurring higher amortized debt issuance costs associated with the Blue Torch term loan.

Change in fair value of contingent earnout liability increased year over year by \$1.4 million driven by the mark-to-market adjustments in fiscal year 2024 to reflect the fair market valuation of the underlying stock price. During fiscal year 2023 the contingent earnout liability remained relatively flat, resulting in a moderate \$0.1 million gain. For additional information, see Notes 2 and 9 to our consolidated financial statements included elsewhere in this Annual Report on Form 10-K.

Change in fair value of warrant liabilities was a loss of \$5.3 million for fiscal year 2024 compared to a loss of \$1.6 million in fiscal year 2023. The \$5.3 million loss for fiscal year 2024 was primarily driven by mark-to-market adjustments to reflect the fair market valuation of the underlying stock price. This was also impacted by the issuance of new warrants and reduction in the exercise price of the Blue Torch warrants in connection with the Waiver and Amendment (as defined below). For additional information, see Notes 2, 7, and 9 to our consolidated financial statements included in this Annual Report on Form 10-K.

Issuance of stock warrants was a net loss of \$2.4 million for fiscal year 2024, compared to no such expense for fiscal year 2023, as a result of a definitive Securities Purchase Agreement with institutional investors that included the issuance of common stock warrants in March 2024.

We recognized a foreign exchange loss of \$4.3 million for the year ended December 31, 2024, compared to a foreign exchange gain of \$1.5 million for the year ended December 31, 2023, a change of 383%. The \$4.3 million loss for the year ended December 31, 2024, was primarily due to the remeasurement of intercompany balances between our Luxembourg entity and the U.S. entity denominated in U.S. dollars. The weakening of the U.S. Dollar for year ended December 31, 2024, relative to the Euro at December 31, 2023, triggered the remeasurement and unrealized losses. The gain of \$1.5 million for the year ended December 3, 2023, was primarily due to the remeasurement of intercompany balances between our United Kingdom entity and the U.S. entity denominated in U.S. dollars. The weakening of the U.S. Dollar for the year ended December 31, 2024, relative to the British Pound Sterling at December 31, 2023, triggered the remeasurement and unrealized gains.

Other expense, net decreased by \$0.4 million, or 16%, primarily due to a \$1.1 million loss in Virgin Orbit launch prepayment recorded in the year ended December 31, 2023 that did not recur.

## Income Taxes

(dollars in thousands)	Year Ended December 31,		% Change
	2024	2023	
Income tax provision (benefit)	\$ 159	\$ (142)	(212)%

Income tax provision of \$0.2 million during the year ended December 31, 2024 increased from an income tax benefit of \$0.1 million during the year ended December 31, 2023, primarily driven by higher income in our United Kingdom subsidiary.

## Non-GAAP Financial Measures

We believe that in addition to our results determined in accordance with GAAP, non-GAAP Adjusted EBITDA is useful in evaluating our business, results of operations and financial condition. We believe that this non-GAAP financial measure may be helpful to investors because it provides consistency and comparability with past financial performance and facilitates period to period comparisons of operations, as this eliminates the effects of certain variables from period to period for reasons that we do not believe reflect our underlying business performance. In addition to our GAAP measures, we use this non-GAAP financial measure internally for budgeting and resource allocation purposes and in analyzing our financial results.

For the reasons set forth below, we believe that excluding the following items provides information that is helpful in understanding our results of operations, evaluating our future prospects, comparing our financial results across accounting periods, and comparing our financial results to our peers, many of which provide similar non-GAAP financial measures.

- Loss on decommissioned satellites. We exclude loss on decommissioned satellites because if there was no loss, the expense would be accounted for as depreciation and would also be excluded as part of our EBITDA calculation.
- Other expense, net. We exclude other (expense) income, net because it includes unusual items that do not reflect the underlying operational results of our business. Examples of such expenses include prepayment penalties on outstanding debt and vendor dispute legal settlements.
- Stock-based compensation. We exclude stock-based compensation expenses primarily because they are non-cash expenses that we exclude from our internal management reporting processes. We also find it useful to exclude these expenses when we assess the appropriate level of various operating expenses and resource allocations when budgeting, planning, and forecasting future periods. Moreover, because of varying available valuation methodologies, subjective assumptions and the variety of award types that companies can use under Financial Accounting Standards Board ("FASB") ASC Topic 718, Stock Compensation ("ASC 718"), we believe excluding stock-based compensation expenses allows investors to make meaningful comparisons between our recurring core business results of operations and those of other companies.
- Change in fair value of warrant liabilities and contingent earnout liabilities. Spire excludes this as it does not reflect the underlying cash flows or operational results of the business.
- Issuance of stock warrants. We exclude this as it does not reflect the underlying cash flows or operational results of the business.
- Foreign exchange gain/loss. We are exposed to foreign currency gains or losses on outstanding foreign currency denominated receivables and payables related to certain customer sales agreements, product costs, and other operating expenses. As we do not actively hedge these currency exposures, changes in the underlying currency rates relative to the U.S. Dollar may result in realized and unrealized foreign currency gains and losses between the time these receivables and payables arise and the time that they are settled in cash. Since such realized and unrealized foreign currency gains and losses are the result of macro-economic factors and can vary significantly from one period to the next, we believe that exclusion of such realized and unrealized gains and losses is useful to management and investors in evaluating the performance of our ongoing operations on a period-to-period basis.
- Other acquisition accounting amortization. We incur amortization expense for purchased data rights in connection with the acquisition of exactEarth and certain technologies. Amortization of this asset is a non-cash expense that can be significantly affected by the inherent subjective nature of the assigned value and useful life. We exclude this amortization expense for our internal management reporting processes because it has already been incurred and is a non-cash expense. Our management also finds it useful to exclude this charge when assessing the appropriate level of various operating expenses and resource allocations when budgeting, planning and forecasting future periods. It is important to note that while this expense is excluded for purposes of non-GAAP presentation, the revenue of the acquired companies is reflected in the non-GAAP measures and that the assets contribute to revenue generation.

- Mergers and acquisition related expenses. We exclude these expenses as they are transaction costs and expenses associated with the transaction that are generally infrequent in nature and not reflective of the underlying operational results of our business. Examples of these types of expenses include legal, accounting, regulatory, other consulting services, severance, and other employee costs.
- Other unusual and infrequent costs. We exclude these as they are unusual items that do not reflect the ongoing operational results of our business. Examples of these types of expenses include accounting, legal and other professional fees associated with the financial restatement, the Transactions, and customer contract enforcement.
- EBITDA. We define EBITDA as net income (loss), plus depreciation and amortization expense, plus interest expense, and plus the provision for (or minus benefit from) income taxes.
- Adjusted EBITDA. We define Adjusted EBITDA as earnings before interest, taxes, depreciation and amortization, further adjusted for any loss on decommissioned satellites, change in fair value of warrant liabilities, change in fair value of contingent earnout liability, issuance of common stock warrants, other (expense) income, net, stock-based compensation, foreign exchange gain/loss, other acquisition accounting amortization, mergers and acquisition related expenses, and other unusual and infrequent costs. We believe Adjusted EBITDA can be useful in providing an understanding of the underlying results of operations and trends, an enhanced overall understanding of our financial performance and prospects for the future. While Adjusted EBITDA is not a recognized measure under GAAP, management uses this financial measure to evaluate and forecast business performance. Adjusted EBITDA is not intended to be a measure of liquidity or cash flows from operations or a measure comparable to net income as it does not take into account certain requirements, such as capital expenditures and related depreciation, principal and interest payments, and tax payments. Adjusted EBITDA is not a presentation made in accordance with GAAP, and our use of the term Adjusted EBITDA may vary from the use of similarly titled measures by others in our industry due to the potential inconsistencies in the method of calculation and differences due to items subject to interpretation.
- The presentation of non-GAAP financial information should not be considered in isolation or as a substitute for, or superior to, the financial information prepared and presented in accordance with GAAP. Investors should note that the excluded items may have had, and may in the future have, a material impact on our reported financial results. Investors should read this discussion and analysis of our financial condition and results of operations together with the consolidated financial statements and the related notes thereto also included within.

The following table outlines the reconciliation from net loss to Adjusted EBITDA for the periods indicated:

<i>(in thousands)</i>	<u>Year Ended December 31,</u>	
	<u>2024</u>	<u>2023</u>
Net loss	\$ (102,818)	\$ (77,558)
Depreciation & amortization	21,729	18,228
Interest, net	18,811	16,704
Taxes	159	(142)
EBITDA	<u>(62,119)</u>	<u>(42,768)</u>
Adjustments to EBITDA:		
Change in fair value of contingent earnout liability	1,235	(129)
Change in fair value of warrant liabilities	5,254	1,597
Issuance of stock warrants	2,399	—
Foreign exchange loss (gain)	4,314	(1,524)
Other expense, net	1,912	2,272
Stock-based compensation	19,449	12,978
Mergers and acquisition related expenses	-	1,015
Loss on decommissioned satellites	3,447	747
Other unusual and infrequent costs	7,336	—
Other acquisition accounting amortization	675	679
Adjusted EBITDA	<u>\$ (16,098)</u>	<u>\$ (25,133)</u>

### Limitations on the Use of Non-GAAP Financial Measures

There are limitations to using non-GAAP financial measures because non-GAAP financial measures are not prepared in accordance with GAAP and may be different from non-GAAP financial measures provided by other companies.

The non-GAAP financial measures are limited in value because they exclude certain items that may have a material impact upon our reported financial results. In addition, they are subject to inherent limitations as they reflect the exercise of judgments by

management about which items are adjusted to calculate our non-GAAP financial measures. We compensate for these limitations by analyzing current and future results on a GAAP basis as well as a non-GAAP basis and also by providing GAAP measures in our public disclosures. Some of these limitations are:

- Although depreciation and amortization are non-cash charges, the assets being depreciated and amortized may have to be replaced in the future, and Adjusted EBITDA does not reflect cash capital expenditure requirements for such replacements or for new capital expenditure requirements;
- Adjusted EBITDA does not reflect the significant interest expense, or the cash requirements necessary to service interest or principal payments, on our debt;
- Adjusted EBITDA does not reflect income tax payments that may represent a reduction in cash available to us; and
- Adjusted EBITDA does not reflect decommissioned satellites and does not reflect the cash capital expenditure requirements for the replacements of lost satellites. While these expenses could occur in a given year, the existence and magnitude of these costs could vary greatly and are unpredictable.

Non-GAAP financial measures should not be considered in isolation from, or as a substitute for, financial information prepared in accordance with GAAP. We encourage investors and others to review our financial information in its entirety, not to rely on any single financial measure to evaluate our business, and to view our non-GAAP financial measures in conjunction with the most directly comparable GAAP financial measures.

### **Liquidity and Capital Resources**

Our principal sources of liquidity to fund our operations are from cash and cash equivalents, which totaled \$19.2 million as of December 31, 2024, mainly from net proceeds from borrowings under the Blue Torch Credit Facility (as defined below), proceeds from the 2024 Private Placement and Offering (each as defined below), and the sale of common stock under the Equity Distribution Agreement with Canaccord Genuity LLC, as sales agent (the "Equity Distribution Agreement"). Of the \$19.2 million total cash and cash equivalents, approximately \$14.4 million of which was held outside of the United States and the remaining \$4.8 million was held in the United States. These amounts compare to cash and cash equivalents and marketable securities of \$40.9 million as of December 31, 2023, of which \$29.1 million was in cash and cash equivalents and the remaining \$11.7 million was in short-term marketable securities, which can be converted to cash with minimal transaction costs. Of the \$40.9 million total cash and cash equivalents and marketable securities, \$13.7 million was held outside of the United States. The cash and cash equivalent amounts are exclusive of restricted cash, which totaled \$0.5 million as of each of December 31, 2024 and 2023. Since our inception, we have been in an operating cash flow deficit as we have made significant investments in our technology infrastructure, built out our research and development foundation, grown sales and marketing resources to drive revenue, and scaled general and administrative functions to enable operating effectiveness.

On February 4, 2024, we entered into a securities purchase agreement for the issuance and sale of 833,333 shares of our Class A common stock to Signal Ocean Ltd at a price of \$12.00 per share (the "2024 Private Placement"). The 2024 Private Placement closed on February 8, 2024, resulting in gross proceeds to us of \$10.0 million.

On March 21, 2024, we entered into a Securities Purchase Agreement with institutional investors (the "Investors"), pursuant to which we issued and sold in a registered direct offering (the "Offering"), (i) an aggregate of 2,142,858 shares of Class A common stock and (ii) warrants exercisable for an aggregate of 2,142,858 shares of Class A common stock ("Securities Purchase Agreement Warrants") to the Investors. Each share of Class A common stock and accompanying Securities Purchase Agreement Warrant to purchase one share of Class A common stock was sold at an offering price of \$14.00. The aggregate gross proceeds to us from the Offering totaled \$30.0 million before deducting the placement agent's fees and related offering expenses. The Securities Purchase Agreement Warrants had an exercise price equal to \$14.50 per share of Class A common stock, were exercisable for a term beginning on March 25, 2024 and expired on July 3, 2024 with no warrants exercised.

On March 21, 2024, we also entered into a placement agency agreement (the "Placement Agency Agreement") with Alliance Global Partners ("A.G.P" or the "Placement Agent"), pursuant to which we engaged A.G.P as the exclusive placement agent in connection with the Offering. We paid A.G.P a cash fee equal to 6% of the gross proceeds from the sale of shares and Securities Purchase Agreement Warrants to the Investors, or \$1.8 million, in March 2024. We agreed to pay a cash fee equal to 4% of the gross exercise price paid in cash with respect to the exercise of the Securities Purchase Agreement Warrants.

Our ability to continue as a going concern for the next 12 months from the date of issuance of these consolidated financial statements is dependent upon our ability to obtain sufficient cash to meet our obligations, including the repayment of all amounts owed pursuant to the Blue Torch Financing Agreement (as amended, and as defined below), which is scheduled to

mature on June 13, 2026. Based on our current cash and cash equivalents and expected future financial results, if the Transactions do not close, we will not have sufficient liquidity to continue operations for at least the next twelve months from the issuance of the accompanying consolidated financial statements.

We entered into the Purchase Agreement with Buyer, pursuant to which we agreed to complete the Transactions. The maritime business to be sold pursuant to the Transactions does not include any part of our satellite network or operations. The purchase price to be paid by Buyer to us at the closing of the Transactions is a cash payment based upon an enterprise value of \$233.5 million, subject to certain adjustments. The Transactions also include a twelve-month transition service and data provision agreement for \$7.5 million. The Purchase Agreement provides that the closing of the Transactions is subject to the satisfaction or waiver of certain closing conditions set forth in the Purchase Agreement.

We believe all conditions to closing contained in the Purchase Agreement have been satisfied or could be satisfied. Notwithstanding our notice to Buyer to that effect, Buyer has failed to consummate the closing. Buyer has cited various reasons for declining to close, including a review of the Transactions by the UK Competition and Markets Authority. We have rejected these reasons. We believe that Buyer's failure to close is not consistent with the terms of the Purchase Agreement, which do not give Buyer the option to delay closing once all closing conditions have been met.

As a result of the foregoing, on February 10, 2025, we filed a complaint in the Delaware Court of Chancery against Buyer seeking a grant of specific performance ordering Buyer to satisfy its obligations under the Purchase Agreement and consummate the closing in accordance with the terms of the Purchase Agreement. In the complaint, we also requested a declaratory judgment declaring that Buyer has breached its obligations under the Purchase Agreement and is not excused from performing its obligations under the Purchase Agreement, including proceeding with the closing.

Buyer removed the matter to the District of Delaware, pursuant to a contract term in the Purchase Agreement promising not to contest removal to that court. The District of Delaware initially selected a March 4 trial date, but on February 26, 2025, the court set a trial date of May 28-30, 2025. There is no assurance as to what action the District of Delaware will take with respect to the proceeding initiated by us and there is no assurance as to whether or not the Transactions will be consummated on the terms contemplated or at all. The amount of any damages which may be sought or obtained from Buyer cannot be determined at this time.

We intend to use the proceeds from the closing of the Transactions to repay all amounts owed under the Blue Torch Financing Agreement. However, as described above, there is currently no assurance that the Transactions will close or when the Transactions may close. Given the delay in the closing of the Transactions, on March 14, 2025, we closed the 2024 Private Placement of Class A common stock and Pre-Funded Warrants for gross proceeds of \$40.0 million, before deducting offering expenses. We may seek additional equity or debt financing (including securities convertible or exchangeable for equity) and may seek waivers of or amendments to contractual obligations, delay, limit, reduce, or terminate certain commercial efforts, or pursue merger, disposition or other strategies, any of which could adversely affect our business, results of operations, and financial condition. There is no assurance that we will be successful in achieving any of the foregoing. Due to our projected cash needs, including amounts owed pursuant to the Blue Torch Financing Agreement, there is substantial doubt about our ability to continue as a going concern for a period of at least 12 months from the date of issuance of the accompanying consolidated financial statements. The accompanying consolidated financial statements do not include any adjustments that might result from the outcome of this uncertainty.

### ***Blue Torch Credit Agreement***

On June 13, 2022, we, as borrower, and certain of our subsidiaries, as guarantors, entered into a financing agreement (the "Blue Torch Financing Agreement") with Blue Torch, as administrative agent and collateral agent, and certain lenders (the "Lenders"). The Blue Torch Financing Agreement provides for, among other things, a term loan facility in an aggregate principal amount of up to \$120.0 million (the "Blue Torch Credit Facility"). A portion of the proceeds of the term loan was used to repay our then-existing \$70.0 million credit facility with FP Credit Partners, L.P., and the remainder of the proceeds of the term loan may be used for general corporate purposes.

The Blue Torch Credit Facility is scheduled to mature on June 13, 2026, upon which we must repay the outstanding principal amount of any outstanding loans thereunder, together with all accrued but unpaid interest, fees, and other obligations owing under the Blue Torch Credit Facility. Subject to certain exceptions, prepayments of the Blue Torch Credit Facility were subject to early termination fees in an amount equal to 3.0% of the principal prepaid if prepayment would have occurred on or prior to the first anniversary of the closing date, 2.0% of principal prepaid if prepayment would have occurred after the first anniversary of the closing date but on or prior to the second anniversary of the closing date and, 1.0% of principal prepaid if prepayment

occurs after the second anniversary of the closing date but on or prior to the third anniversary of the closing date, plus if prepayment would have occurred on or prior to the first anniversary of the closing date, a make-whole amount equal to the amount of interest that would have otherwise been payable through the maturity date of the Blue Torch Credit Facility.

The \$120.0 million term loan was available and drawn at closing, of which \$19.7 million was placed in an escrow account by Blue Torch with such amount to be released upon our achieving certain metrics related to annualized recurring revenue and a total annualized recurring revenue leverage ratio. These metrics were achieved and the \$19.7 million was released from the escrow account and delivered to us in February 2023. The term loan accrues interest at a floating rate, to be based, at our election, on either a reference rate or a 3-month Term Secured Overnight Financing Rate ("SOFR") rate (subject to a 1.0% floor), plus an interest rate margin of 7.0% for reference rate borrowings and 8.0% for 3-month Term SOFR borrowings, plus an incremental Term SOFR margin of 0.26161%. We elected the Term SOFR rate which was 12.6571% as of December 31, 2024. Principal on the term loan is only payable at maturity and interest on the term loan is due and payable quarterly for Term SOFR borrowings. We are also required to pay other customary fees and costs in connection with the Blue Torch Credit Facility, including a commitment fee in an amount equal to \$2.4 million on the closing date, a \$0.3 million agency fee annually and an exit fee in an amount equal to \$1.8 million upon termination of the Blue Torch Financing Agreement.

Our obligations under the Blue Torch Financing Agreement are or will be guaranteed by certain of our domestic and foreign subsidiaries meeting materiality thresholds set forth in the Blue Torch Financing Agreement. Such obligations, including the guarantees, are secured by substantially all of our personal property and that of our subsidiary guarantors, including pursuant to a Security Agreement entered into on June 13, 2022 among us, Spire Global Subsidiary, Inc., Austin Satellite Design, LLC and Blue Torch. As of the closing date, such subsidiary guarantors were Spire Global Subsidiary, Inc., Austin Satellite Design, LLC, Spire Global Canada Subsidiary Corp., and exactEarth Ltd.

The Blue Torch Financing Agreement contains customary affirmative and negative covenants limiting our ability and the ability of our subsidiaries to, among other things, dispose of assets, undergo a change in control, merge or consolidate, make acquisitions, incur debt, incur liens, pay dividends, repurchase stock, and make investments, in each case subject to certain exceptions. We must also comply with a maximum debt to annualized recurring revenue leverage ratio financial covenant tested monthly during the first two years of the Blue Torch Financing Agreement, a maximum debt to EBITDA leverage ratio financial covenant tested monthly during the third and fourth years of the Blue Torch Financing Agreement and a minimum liquidity financial covenant tested at all times. As of December 31, 2024, we were not in compliance with all applicable financial covenants under the Blue Torch Financing Agreement.

The Blue Torch Financing Agreement also contains customary events of default that include, among other things, certain payment defaults, cross defaults to other indebtedness, inaccuracy of representations and warranties, covenant defaults, change of control defaults, judgment defaults, and bankruptcy and insolvency defaults. If an event of default exists, Blue Torch as agent on behalf of the Lenders may require immediate payment of all obligations under the Blue Torch Financing Agreement and may exercise certain other rights and remedies provided for under the Blue Torch Financing Agreement, the other loan documents and applicable law. Under certain circumstances, a default interest rate will apply on all obligations during the existence of an event of default under the Blue Torch Financing Agreement at a per annum rate equal to 2.00% above the applicable interest rate. A default interest rate of 16.61448% was applied on our outstanding obligations from November 1, 2024 to March 11, 2025.

On June 13, 2022, in connection with the Blue Torch Financing Agreement, we issued warrants to affiliates of the Lenders to purchase shares of Class A common stock (the "2022 Blue Torch Warrants"), which were exercisable for an aggregate of 437,024 shares of our Class A common stock with a per share exercise price of \$16.08.

In addition, on June 13, 2022, in connection with the closing of the financing, we paid Urgent Capital LLC, a Delaware limited liability company, a fee for introducing us to the Lenders, for the purpose of loan financing, in the amount equal to \$0.6 million in cash and a warrant to purchase shares of Class A common stock (the "GPO Warrant" and, collectively with the 2022 Blue Torch Warrants and the 2023 Blue Torch Warrants (as defined below), the "Credit Agreement Warrants"), which is exercisable for an aggregate of 24,834 shares of our Class A common stock with a per share exercise price of \$16.08.

On September 27, 2023, we entered into the Waiver and Amendment No. 2 to Financing Agreement (the "Waiver and Amendment") with Blue Torch and the Lenders, which amends the Blue Torch Financing Agreement to (a) waive an event of default under the Blue Torch Financing Agreement arising out of the total annualized recurring revenue leverage ratio being greater than the permitted ratio, (b) amend the financial covenants to provide covenant relief from the maximum debt to annualized recurring revenue leverage ratio and the maximum debt to EBITDA leverage ratio set forth in the Blue Torch Financing Agreement for future periods, and (c) provide for a second amendment exit fee. The second amendment exit fee is

\$1.8 million (which is an amount equal to one and a half percent (1.50%) of the aggregate outstanding principal balance of the term loans on the effective date of the Waiver and Amendment), bears interest from the date of the Waiver and Amendment at Adjusted Term SOFR for a 3-month interest period plus the applicable margin under the Financing Agreement, and is payable to Blue Torch by us in cash upon the termination of the Blue Torch Financing Agreement, either as a result of acceleration of the loans or at the final maturity date. The Waiver and Amendment required a repayment by the Company of \$2.5 million of the outstanding principal balance of the term loans on October 2, 2023, with a prepayment premium of \$0.05 million. The Waiver and Amendment also requires additional reporting if our liquidity level is less than \$35.0 million at any time during a month and revises the minimum liquidity covenant to require liquidity of at least \$30.0 million at all times, commencing on September 30, 2023 which in both cases represent a \$5.0 million incremental change from the original requirements.

On September 27, 2023, in connection with the Waiver and Amendment, we and certain affiliates of Blue Torch amended and restated the 2022 Blue Torch Warrants to reduce the per share exercise price from \$16.08 to \$5.44. We also concurrently issued new warrants to those affiliates that are exercisable for an additional 597,082 shares of the Company's Class A common stock at a per share exercise price of \$5.44 (the "2023 Blue Torch Warrants").

The Credit Agreement Warrants may be exercised on a cashless basis. The Credit Agreement Warrants are exercisable for a term beginning on the date of issuance and ending on the earlier to occur of ten years from the date of issuance or the consummation of certain of our acquisitions as set forth in the Credit Agreement Warrants. The number of shares for which the Credit Agreement Warrants are exercisable and the associated exercise price are subject to certain proportional adjustments as set forth in the Credit Agreement Warrants.

On December 29, 2023, we pre-paid \$2.0 million on our outstanding balance to maintain compliance with the maximum debt to annualized recurring revenue leverage ratio financial covenant, which otherwise would have been short by \$2.0 million as of December 31, 2023 due to the delay in the award of the \$9.4 million RO sales order by NOAA.

On April 8, 2024, we entered into Amendment No. 3 to Financing Agreement (the "Third Amendment") with Blue Torch and the Lenders, which amends the Blue Torch Financing Agreement to (i) increase the maximum debt to EBITDA leverage ratio for the monthly periods ending June 30, 2024, July 31, 2024, and August 31, 2024, and to decrease the maximum permitted ratio thereafter, and (ii) amend the minimum liquidity covenant to require liquidity of at least \$20.0 million at all times, commencing on April 8, 2024, which represents a \$10.0 million decrease from the requirement in effect immediately prior to the effective date of the Third Amendment. On April 8, 2024, in accordance with the terms of the Third Amendment, we made a repayment to Blue Torch of \$10.0 million in principal, plus an early termination fee of \$0.2 million.

On August 27, 2024, we entered into the Waiver and Amendment No. 4 to Financing Agreement (the "Fourth Amendment") with Blue Torch and the Lenders, which amends the Blue Torch Financing Agreement to (i) waive events of default under the Blue Torch Financing Agreement arising out of the maximum debt to EBITDA leverage ratio being greater than the ratio permitted by the Blue Torch Financing Agreement and the failure to deliver the financial statements for the fiscal quarter ended June 30, 2024 required by the Blue Torch Financing Agreement, (ii) amend the financial covenants in the Blue Torch Financing Agreement to provide immediate covenant relief from the leverage ratios set forth in the Blue Torch Financing Agreement and extend the duration of the annualized recurring revenue (ARR) leverage ratio through December 31, 2024, and (iii) provide for a fourth amendment fee. The fourth amendment fee is in an amount equal to three and a half percent (3.50%) of the aggregate outstanding principal balance of the term loans on the effective date of the Fourth Amendment, bears interest from the date of the Fourth Amendment at Adjusted Term SOFR for a 3-month interest period plus the applicable margin under the Blue Torch Financing Agreement, and shall be paid-in-kind and added to the principal balance of the term loans. On August 27, 2024, in accordance with the terms of the Fourth Amendment, we made a prepayment to Blue Torch of \$10.0 million in principal, plus an early termination fee of \$0.1 million.

On November 11, 2024, we and Blue Torch entered into a forbearance agreement (the "Forbearance Agreement"), pursuant to which each of the lenders party to the Blue Torch Financing Agreement agreed not to exercise their default-related rights and remedies with respect to certain events of default related to the failure to deliver quarterly financial information as of and for the periods ended June 30, 2024 that was required to be provided to the lenders by October 31, 2024, the leverage ratio being greater than required as of June 30, 2024 and our anticipated failure to file the financial statements for the fiscal quarter ended September 30, 2024 with the SEC by November 15, 2024 (collectively, the "Specified Defaults"), until the earliest to occur of (A) the occurrence of any other event of default other than the Specified Defaults, (B) the date on which Blue Torch delivered a notice terminating the forbearance period, which notice could have been delivered at any time upon or after the occurrence of an additional event of default or any breach of the Forbearance Agreement or (C) 11:59 p.m. Eastern Time on December 24, 2024.



On March 12, 2025, we and Blue Torch entered into the Fifth Amendment to, among other things, (a) waive events of default under the Blue Torch Financing Agreement arising out of the maximum debt to EBITDA leverage ratio being greater than the ratio permitted by the Blue Torch Financing Agreement, the failure to deliver financial projections for the 2025 fiscal year and liquidity being lower than permitted by the Blue Torch Financing Agreement, (b) amend the financial covenants in the Blue Torch Financing Agreement to replace the maximum debt to EBITDA ratio with a minimum EBITDA covenant and provide relief on the recurring revenue leverage ratio set forth in the Blue Torch Financing Agreement, (c) amend the Blue Torch Financing Agreement to permit us to obtain subordinate financing secured by related liens on such junior indebtedness, (d) increase the applicable margin by 2.50% in the form of PIK interest which will be fully earned, paid-in-kind and added to the principal balance of the term loans, and (e) provide for a fifth amendment fee and extension fees. The fifth amendment fee is equal to \$2.5 million which will be paid in kind by adding such fee to the principal amount after which it bears interest from the date of the Fifth Amendment at the Adjusted Term SOFR for a 3-month interest period plus the applicable margin under the Blue Torch Financing Agreement.

The Fifth Amendment also provides for an extension fee equal to \$1.0 million, but if the Blue Torch Financing Agreement is terminated and all obligations are paid in full prior to April 30, 2025, the extension fee will be waived. If the Blue Torch Financing Agreement is not terminated and all obligations are paid in full on or before April 30, 2025, the extension fee will be added to the principal balance of the term loans on such date, and an additional extension fee in an equal amount will be added to the principal balance of the term loans on each date that is 30 days after April 30, 2025 until the Blue Torch Financing Agreement is terminated and all obligations are paid in full. The Fifth Amendment also requires us to engage a liquidity management advisor reasonably satisfactory to Blue Torch no later than March 21, 2025, and we did so on March 21, 2025.

### ***Government Loan***

As part of the Acquisition in November 2021, we assumed a loan agreement with the Strategic Innovation Fund ("SIF") which was recorded at fair value of the debt. As of December 31, 2024, \$4.6 million was included in long-term debt, non-current on our consolidated balance sheets related to the SIF loan agreement. Under this agreement and subsequent amendment, we were eligible to receive funding for certain expenditures incurred from February 13, 2018 to May 12, 2023, up to a maximum of \$5.7 million. The loan is repayable in 15 annual payments beginning February 28, 2026 and has a stated interest rate of zero.

For additional detail regarding the terms associated with our financing arrangements, see Note 7 to our consolidated financial statements included elsewhere in this Annual Report on Form 10-K.

### ***Equity Distribution Agreement***

On September 14, 2022, we entered into the Equity Distribution Agreement with Canaccord Genuity LLC, as sales agent. In accordance with the terms of the Equity Distribution Agreement, we may offer and sell shares of our Class A common stock having an aggregate offering price of up to \$85.0 million from time to time through the agent pursuant to a registration statement on Form S-3, which became effective on September 26, 2022. In June 2023, we sold approximately 2.2 million shares of our Class A common stock through this arrangement, resulting in net proceeds of \$7.9 million. As of December 31, 2024, approximately \$76.8 million of shares were remaining, but had not yet been sold, under the Equity Distribution Agreement.

### ***Cash Flows***

The following table summarizes our net cash used in operating activities, net cash used in investing activities, and net cash provided by financing activities for the periods indicated:

<i>(in thousands)</i>	<b>Year Ended December 31,</b>	
	<b>2024</b>	<b>2023</b>
Net cash used in operating activities	\$ (18,453)	\$ (36,307)
Net cash used in investing activities	\$ (14,231)	\$ (4,968)
Net cash provided by financing activities	\$ 18,998	\$ 23,907

### ***Cash Flows from Operating Activities***

Our largest source of operating cash inflows is cash collections from our customers. Our primary uses of cash from operating activities are for employee-related expenditures, expenses related to our technology infrastructure, expenses related to our computing infrastructure (including computing power, database storage and content delivery costs), building infrastructure costs (including leases for office space), fees for third-party services, and marketing program costs.

Net cash used in operating activities was \$18.5 million for the year ended December 31, 2024. This reflected our net loss of \$102.8 million, adjustments for non-cash items of \$63.1 million and a net decrease of \$21.2 million in net operating assets. Non-cash items primarily consisted of \$21.7 million of depreciation and amortization expense, \$19.4 million of stock-based compensation expense, \$5.3 million change in fair value of warrant liabilities, \$4.8 million of amortization of operating lease right-of-use assets, \$4.5 million of debt issuance amortization costs, a \$4.0 million loss on decommissioned satellites and disposal of assets, \$2.4 million related to issuance of stock warrants, and a \$1.2 million change in fair value of contingent earnout liability, partially offset by \$0.3 million of other, net. Changes in operating assets and liabilities primarily included a \$12.4 million decrease in other current assets, a \$7.1 million increase in other accrued expenses, a \$3.1 million decrease in contract assets, a \$2.7 million increase in contract liabilities, a \$2.6 million increase in accounts payable, a \$2.0 million decrease in other long-term assets, and a \$0.9 million increase in accrued wages and benefits, partially offset by a \$5.0 million increase in accounts receivable, net, and a \$4.7 million decrease in operating lease liabilities.

Net cash used in operating activities was \$36.3 million for the year ended December 31, 2023. This reflected our net loss of \$77.6 million, adjustments for non-cash items of \$38.5 million and a net decrease of \$2.8 million in net operating assets. Non-cash items primarily consisted of \$18.2 million of depreciation and amortization expense, \$13.0 million of stock-based compensation expense, \$2.9 million of amortization of operating lease right-of-use assets, \$2.3 million of debt issuance amortization costs, \$1.6 million change in fair value of warrant liabilities, and a \$1.0 million loss on decommissioned satellites and disposal of assets, partially offset by \$0.5 million of other, net, and a \$0.1 million change in fair value of contingent earnout liability. Changes in operating assets and liabilities primarily included a \$13.7 million increase in contract liabilities, a \$4.1 million decrease in accounts receivable, net, a \$1.7 million decrease in other long-term assets, and a \$1.4 million increase in accounts payable, partially offset by a \$9.8 million increase in other current assets, a \$2.8 million decrease in operating lease liabilities, a \$2.7 million decrease in accrued wages and benefits, a \$1.6 million increase in contract assets, and a \$1.1 million decrease in other accrued expenses.

### ***Cash Flows from Investing Activities***

Cash flows from investing activities primarily relate to cash used for business acquisitions, the procurement, development, and deployment of capital assets, including satellites and related launch costs, ground stations, machinery and equipment, furniture, computer equipment and software, and leasehold improvements.

The following table summarizes our net cash used in investing activities relating to capital expenditures by source of spend:

<i>(dollars in thousands)</i>	Year Ended December 31,		%
	2024	2023	
Spire platform / Infrastructure	\$ 4,692	\$ 5,674	(17)%
Customer funded (Space Services)	21,889	11,678	87%
<b>Total CapEx</b>	<b>\$ 26,581</b>	<b>\$ 17,352</b>	<b>53%</b>

Net cash used in investing activities was \$14.2 million for the year ended December 31, 2024. The net cash used in investing activities was driven by purchases of \$30.1 million in short-term investments and \$26.6 million of investment in property and equipment, partially offset by \$42.5 million in maturities of short-term investments.

Net cash used in investing activities was \$5.0 million for the year ended December 31, 2023. The net cash used in investing activities was driven by purchases of \$40.1 million in short-term investments and \$17.4 million of investment in property and equipment, partially offset by \$52.5 million in maturities of short-term investments.

### ***Cash Flows from Financing Activities***

Cash flows from financing activities relate primarily to net proceeds from the issuance of long term debt, convertible notes, and Class A common stock.

Net cash provided by financing activities was \$19.0 million for the year ended December 31, 2024. The net cash provided by financing activities was driven by proceeds from the securities purchase agreements with Signal Ocean Ltd. and certain institutional investors of \$37.9 million, proceeds from our employee stock purchase plan of \$0.9 million, and proceeds from exercise of stock options of \$0.3 million, partially offset by payments on long-term debt of \$20.1 million.

Net cash provided by financing activities was \$23.9 million for the year ended December 31, 2023. The net cash provided by financing activities was driven by \$19.9 million of proceeds from long-term debt, \$7.9 million of proceeds from issuance of

common stock, and \$0.7 million of proceeds from the employee stock purchase plan, partially offset by \$4.5 million of long-term debt repayments, and \$0.1 million of payments of debt issuance costs.

For additional information regarding the terms of our credit facilities and notes, see Note 7 to our consolidated financial statements included elsewhere in this Annual Report on Form 10-K.

### ***Critical Accounting Policies and Estimates***

Our consolidated financial statements are prepared in accordance with GAAP. In the preparation of these consolidated financial statements, we are required to make certain estimates and assumptions that affect the reported amounts of assets, liabilities, revenue, costs and expenses and related disclosures. On an ongoing basis, we evaluate our estimates and assumptions. Our actual results may differ from these estimates under different assumptions or conditions.

We believe that of our significant accounting policies, which are described in the notes to the consolidated financial statements, the following accounting policies involve a greater degree of judgment and estimates. Accordingly, these are the policies we believe are the most critical to aid in fully understanding and evaluating our consolidated financial condition and results of operations.

### ***Revenue Recognition***

Our contracts with customers may include promises to transfer multiple solutions and services to a customer. A performance obligation is a promise in a contract with a customer to transfer solutions or services that are capable of being distinct, whereby the customer can benefit from the solution or service either on its own or with other available resources, and are distinct in the context of the contract, whereby the transfer of the solution or service is separately identifiable from other promises in the contract. Determining whether solutions and services are distinct performance obligations that should be accounted for separately or combined as a single performance obligation involves significant judgment that requires us to assess the nature of the promise and value delivered to the customer. Certain of our contracts contain multiple project-based solutions and services promised to a customer over various phases (e.g., scoping, development, manufacturing, testing, launch, and/or satellite operations), which we assess at contract inception to determine which of the solutions and services promised in a contract are distinct in order to identify individual performance obligations.

For contracts with more than one performance obligation, the transaction price is allocated among the performance obligations using the relative standalone selling price (“SSP”) of each obligation. Judgment is required to determine the SSP for each distinct performance obligation. SSP is generally estimated using cost plus a reasonable margin based on value added to the customer.

For certain project-based performance obligations, primarily our R&D Services Contracts, we recognize revenue over time using the percentage-of-completion method, using an input measure, specifically the cost incurred to date over the total expected cost of the contract. We have determined this method to be the most direct and reasonable measure of progress as it reflects the results achieved and value transferred to the customer. We recognize revenue for other contracts over time, such as data subscriptions and the data delivery for Space Services Contracts. For these contracts we use straight-line, time-based measures such as months data subscription delivered or operational satellite days delivered.

We have certain contracts which are satisfied at a point in time, primarily for the delivery of discrete quantities of data or upon delivery of a completed study or report. For such contracts, we recognize revenue upon delivery of the related data, study or report.

### ***Business Combinations and Valuation of Goodwill and Acquired Intangible Assets***

We allocate the purchase price of acquired companies to tangible and intangible assets acquired and liabilities assumed based upon their estimated fair values at the acquisition date. The purchase price allocation process requires management to make significant estimates and assumptions with respect to the valuation of intangible assets. Examples of critical estimates and assumptions in valuing certain of the intangible assets we have acquired or may acquire in the future include but are not limited to future revenue growth, margins, customer retention rates, technology life, royalty rates, expected use of acquired assets, and discount rates. These factors are also considered in determining the useful life of the acquired intangible assets. These estimates are based in part on historical experience, market conditions and information obtained from management of the acquired companies and are inherently uncertain. Goodwill represents the future economic benefits arising from other assets acquired in a business combination that are not individually identified and separately recorded.

The Company estimates the fair value of its one reporting unit based on its consolidated market capitalization using the 30-day trading volume-weighted average price ("VWAP") and the stock price on the date of valuation as two independent data points. The results of the annual impairment test performed in the fourth quarter of fiscal year 2024 indicated that the estimated fair value of the Company's reporting unit exceeded its carrying value by more than 3600% based on the 30-day trading VWAP and by more than 5000% based on the stock price on the date of valuation. Therefore, the Company concluded there was no impairment of goodwill during the fourth quarter of 2024. There also was no goodwill impairment recorded during the year ended December 31, 2023. If the Company's market capitalization continues to decline, and if macroeconomic conditions worsen, the Company's reporting unit may be at risk for future goodwill impairments. The Company continues to monitor for potential impairment should impairment indicators arise.

### ***Contingent Earnout Liability***

In connection with the reverse recapitalization that was part of the Merger, eligible Spire equity holders are entitled to receive additional shares of our Class A common stock upon the achievement of certain earnout triggering events. In accordance with ASC 815-40, the earnout shares are not indexed to the Class A common stock and therefore are accounted for as a liability and an offset to additional paid-in capital on the consolidated balance sheets at the reverse recapitalization date and subsequently remeasured at each reporting date with changes in fair value recorded as a component of other income (expense) in the consolidated statements of operations.

The contingent earnout liability is categorized as a Level 3 fair value measurement using the Monte Carlo model because the Company estimates projections during the earnout period utilizing unobservable inputs. Contingent earnout payments involve certain assumptions requiring significant judgment and actual results may differ from assumed and estimated amounts. The assumptions utilized in the calculation are based on the achievement of certain stock price milestones, including the current price of our Class A common stock, expected volatility, risk-free rate, expected term, and expected dividend yield.

### ***Warrant Liability***

We generally classify warrants for the purchase of shares of our Class A common stock as liabilities on our consolidated balance sheets unless the warrants meet certain specific criteria that require the warrants to be classified within stockholders' equity. Those warrants accounted for as liabilities are freestanding financial instruments that may require us to transfer assets upon exercise. The warrant liability is initially recorded at fair value upon the date of issuance of each warrant and is subsequently remeasured to fair value at each reporting date. Changes in the fair value of the warrant liabilities are recognized as a component in other income (expense) in the consolidated statements of operations. Changes in the fair value of the warrant liabilities will continue to be recognized until the warrants are exercised, expire or qualify for equity classification. Warrants classified as equity are initially recorded at fair value on the date of issuance and recorded in additional paid-in capital on our consolidated balance sheets until the warrants are exercised or expire.

### ***Stock-Based Compensation***

We have an equity incentive plan under which we grant stock-based awards to employees and non-employees. We account for stock-based awards in accordance with ASC 718, which requires the measurement and recognition of compensation expense, based on estimated fair values, for all stock-based awards made to employees and non-employees for stock options.

We recognize the cost of stock-based awards granted to our employees and non-employees based on the estimated grant-date fair value of the awards. For restricted stock units ("RSU") with service-based vesting conditions, the fair value is calculated based upon the Company's closing stock price on the date of grant using the intrinsic value method. We determine the fair value of stock options using the Black-Scholes option pricing model, which is impacted by the following assumptions:

- **Common Stock Valuation**—Prior to the closing date of the Merger, determining the fair value of the shares of common stock underlying our stock-based awards, which were not publicly traded, involved significant judgment and had historically been determined with the help of an independent third-party valuation firm. For awards granted subsequent to the closing date of the Merger, the fair value of our Class A common stock is based on the closing price of our Class A common stock, as reported on the NYSE, on the date of grant of the related stock-based award.
- **Expected Term**—Because of the lack of sufficient historical data, we use the simple average of the vesting period and the contractual term to estimate the period the stock options are expected to be outstanding.
- **Expected Volatility**—We determine the expected stock price volatility based on the historical volatility of our Class A common stock and the historical volatilities of an industry peer group.

- Expected Dividend Yield—The dividend rate used is zero as we have never paid any cash dividends on our Class A common stock and do not anticipate doing so in the foreseeable future.
- Risk-Free Interest Rate—The interest rates used are based on the implied yield available on U.S. Treasury zero-coupon issues with an equivalent remaining term equal to the expected life of the award.

### **Accounting Pronouncements Recently Adopted and Not Yet Adopted**

See Note 2 to our consolidated financial statements included elsewhere in this Annual Report on Form 10-K for recently adopted accounting pronouncements and new accounting pronouncements not yet adopted as of the date of this Annual Report on Form 10-K.

### **Emerging Growth Company Status**

We are an “emerging growth company,” as defined in Section 2(a)(19) of the Securities Act, as modified by the Jumpstart our Business Startups Act (the "JOBS Act"). Under the JOBS Act, emerging growth companies can delay adopting new or revised accounting standards issued subsequent to the enactment of the JOBS Act until such time as those standards apply to private companies. We have elected to use this extended transition period for complying with new or revised accounting standards that have different effective dates for public and private companies until the earlier of the date that we are (i) no longer an emerging growth company or (ii) affirmatively and irrevocably opt out of the extended transition period provided in the JOBS Act. As a result, our consolidated financial statements may not be comparable to companies that comply with the new or revised accounting pronouncements as of public company effective dates.

### **Smaller Reporting Company Status**

We are a “smaller reporting company” as defined in Item 10(f)(1) of Regulation S-K. Smaller reporting companies may take advantage of certain reduced disclosure obligations, including, among other things, providing only two years of audited financial statements. We will remain a smaller reporting company until the last day of the fiscal year in which (i) the market value of our common stock held by non-affiliates exceeds \$250 million as of the prior June 30, or (ii) our annual revenues exceeded \$100 million during such completed fiscal year and the market value of our common stock held by non-affiliates exceeds \$700 million as of the prior June 30.

## **Item 7A. Quantitative and Qualitative Disclosures About Market Risk**

### **Foreign currency exchange risk**

Our results of operations and cash flows are subject to fluctuations due to changes in foreign currency exchange rates, particularly changes in the Euro, British Pound Sterling, Singapore Dollar, and Canadian Dollar and may be adversely affected in the future due to changes in foreign currency exchange rates. We continue to experience foreign currency fluctuations primarily due to the periodic re-measurement of our foreign currency monetary account balances that are denominated in currencies other than the functional currency of the entities in which they are recorded. Changes in exchange rates may negatively affect our revenue and other results of operations as expressed in U.S. dollars. We do not currently engage in foreign exchange hedging contracts. As we continue to expand our international presence, we will assess options for mitigating foreign exchange risk.

We have experienced and will continue to experience fluctuations in our net loss as a result of gains or losses related to revaluing certain asset and current liability balances that are denominated in currencies other than the functional currency of the entities in which they are recorded. We had a loss of \$4.3 million due to changes in foreign currency exchange rates for fiscal year 2024 and a gain of \$1.5 million due to changes in foreign currency exchange rates for fiscal year 2023. A hypothetical 10% strengthening or weakening of the U.S. Dollar relative to the currencies in which our revenue and expenses are denominated would have resulted in an increase or decrease in our reported fiscal year 2024 pre-tax loss of approximately \$3.5 million.

### **Interest rate sensitivity**

We had cash and cash equivalents totaling \$19.2 million and no short-term marketable securities as of December 31, 2024. The cash and cash equivalents are held for working capital purposes or strategic investment purposes.

We are exposed to market risks related to fluctuations in interest rates related to the Blue Torch Credit Facility. The Blue Torch Credit Facility accrues interest at a floating rate, to be based, at our election, on either a reference rate or a 3-month Term SOFR rate (subject to a 1.0% floor), plus an interest rate margin of 7.0% for reference rate borrowings and 8.0% for 3-month Term SOFR borrowings, plus an incremental Term SOFR margin of 0.26161%. Accordingly, increases in SOFR could increase our interest payments under the Blue Torch Credit Facility. For example, a hypothetical increase of 100 basis points in the interest rate of the Blue Torch Credit Facility would have an approximately \$1.2 million impact on an annual basis on our results of operations. The SIF loan is interest-free.

### **Inflation Risk**

We are exposed to inflation risk. Inflationary factors, such as increases in component parts, labor and other overhead expenses, could impair our operating results. Although there has been a significant increase in inflation in recent years, it has not had a substantial impact on our results of operations for fiscal years 2024 or 2023. However, a higher rate of inflation in the future may have a negative impact on our operational and capital expenditures, which we may not be able to pass along as cost increases to our customers.

## Item 8. Financial Statements and Supplemental Data

### INDEX TO CONSOLIDATED FINANCIAL STATEMENTS

	<u>Page</u>
Report of Independent Registered Public Accounting Firm (PCAOB ID 238)	87
Consolidated Balance Sheets as of December 31, 2024 and 2023	88
Consolidated Statements of Operations for the years ended December 31, 2024 and 2023	89
Consolidated Statements of Comprehensive Loss for the years ended December 31, 2024 and 2023	89
Consolidated Statements of Changes in Stockholders' Equity for the years ended December 31, 2024 and 2023	90
Consolidated Statements of Cash Flows for the years ended December 31, 2024 and 2023	91
Notes to Consolidated Financial Statements	92

## Report of Independent Registered Public Accounting Firm

To the Board of Directors and Stockholders of Spire Global, Inc.

### *Opinion on the Financial Statements*

We have audited the accompanying consolidated balance sheets of Spire Global, Inc. and its subsidiaries (the “Company”) as of December 31, 2024 and 2023, and the related consolidated statements of operations, of comprehensive loss, of changes in stockholders’ equity and of cash flows for the years then ended, including the related notes (collectively referred to as the “consolidated financial statements”). In our opinion, the consolidated financial statements present fairly, in all material respects, the financial position of the Company as of December 31, 2024 and 2023, and the results of its operations and its cash flows for the years then ended in conformity with accounting principles generally accepted in the United States of America.

### *Substantial Doubt about the Company’s Ability to Continue as a Going Concern*

The accompanying consolidated financial statements have been prepared assuming that the Company will continue as a going concern. As discussed in Note 2 to the consolidated financial statements, the Company has a history of operating losses and negative cash flows from operations since inception that raise substantial doubt about its ability to continue as a going concern. Management’s plans in regard to these matters are also described in Note 2. The consolidated financial statements do not include any adjustments that might result from the outcome of this uncertainty.

### *Basis for Opinion*

These consolidated financial statements are the responsibility of the Company’s management. Our responsibility is to express an opinion on the Company’s consolidated financial statements based on our audits. We are a public accounting firm registered with the Public Company Accounting Oversight Board (United States) (PCAOB) and are required to be independent with respect to the Company in accordance with the U.S. federal securities laws and the applicable rules and regulations of the Securities and Exchange Commission and the PCAOB.

We conducted our audits of these consolidated financial statements in accordance with the standards of the PCAOB. Those standards require that we plan and perform the audits to obtain reasonable assurance about whether the consolidated financial statements are free of material misstatement, whether due to error or fraud. The Company is not required to have, nor were we engaged to perform, an audit of its internal control over financial reporting. As part of our audits we are required to obtain an understanding of internal control over financial reporting but not for the purpose of expressing an opinion on the effectiveness of the Company’s internal control over financial reporting. Accordingly, we express no such opinion.

Our audits included performing procedures to assess the risks of material misstatement of the consolidated financial statements, whether due to error or fraud, and performing procedures that respond to those risks. Such procedures included examining, on a test basis, evidence regarding the amounts and disclosures in the consolidated financial statements. Our audits also included evaluating the accounting principles used and significant estimates made by management, as well as evaluating the overall presentation of the consolidated financial statements. We believe that our audits provide a reasonable basis for our opinion.

/s/ PricewaterhouseCoopers LLP  
San Francisco, California  
April 4, 2025

We have served as the Company’s auditor since 2019.



Spire Global, Inc.  
Consolidated Balance Sheets  
(In thousands, except share and per share amounts)

	December 31,	
	2024	2023
<b>Assets</b>		
Current assets		
Cash and cash equivalents	\$ 19,206	\$ 29,136
Marketable securities	—	11,726
Accounts receivable, net (including allowance of \$148 and \$586 as of December 31, 2024 and December 31, 2023, respectively)	11,926	9,911
Contract assets	785	4,718
Other current assets	3,278	16,848
Assets classified as held for sale	56,963	—
Total current assets	92,158	72,339
Property and equipment, net	63,338	60,446
Operating lease right-of-use assets	11,074	14,921
Goodwill	14,735	51,155
Customer relationships	—	19,363
Other intangible assets	10,161	12,660
Other long-term assets, including restricted cash	2,109	8,380
Total assets	<u>\$ 193,575</u>	<u>\$ 239,264</u>
<b>Liabilities and Stockholders' Equity</b>		
Current liabilities		
Accounts payable	\$ 11,592	\$ 8,012
Accrued wages and benefits	3,335	1,829
Long-term debt, current portion	93,936	—
Contract liabilities, current portion	22,037	31,178
Other accrued expenses	13,026	8,326
Liabilities associated with assets classified as held for sale	7,667	—
Total current liabilities	151,593	49,345
Long-term debt	4,618	114,113
Contract liabilities, non-current	23,489	17,923
Contingent earnout liability	1,455	220
Deferred income tax liabilities	860	804
Warrant liability	13,641	5,988
Operating lease liabilities, net of current portion	9,598	13,079
Other long-term liabilities	8	8
Total liabilities	205,262	201,480
Commitments and contingencies (Note 10)		
Stockholders' equity		
Common stock, \$0.0001 par value, 1,000,000,000 Class A and 15,000,000 Class B shares authorized, 25,711,165 Class A and 1,507,325 Class B shares issued and outstanding at December 31, 2024; 21,097,351 Class A and 1,507,325 Class B shares issued and outstanding at December 31, 2023	3	2
Additional paid-in capital	536,184	477,624
Accumulated other comprehensive loss	(9,770)	(4,556)
Accumulated deficit	(538,104)	(435,286)
Total stockholders' equity	(11,687)	37,784
Total liabilities and stockholders' equity	<u>\$ 193,575</u>	<u>\$ 239,264</u>

The accompanying notes are an integral part of these consolidated financial statements.

Spire Global, Inc.  
Consolidated Statements of Operations  
(In thousands, except share and per share amounts)

	Year Ended December 31,	
	2024	2023
Revenue	\$ 110,451	\$ 97,612
Cost of revenue	70,560	59,024
Gross profit	<u>39,891</u>	<u>38,588</u>
Operating expenses:		
Research and development	29,188	27,650
Sales and marketing	22,220	25,754
General and administrative	49,744	41,999
Loss on decommissioned satellites	3,447	747
Allowance for current expected credit loss on notes receivable	4,026	1,218
Total operating expenses	<u>108,625</u>	<u>97,368</u>
Loss from operations	<u>(68,734)</u>	<u>(58,780)</u>
Other income (expense):		
Interest income	1,547	2,332
Interest expense	(20,358)	(19,036)
Change in fair value of contingent earnout liability	(1,235)	129
Change in fair value of warrant liabilities	(5,254)	(1,597)
Issuance of stock warrants	(2,399)	—
Foreign exchange (loss) gain	(4,314)	1,524
Other expense, net	(1,912)	(2,272)
Total other expense, net	<u>(33,925)</u>	<u>(18,920)</u>
Loss before income taxes	<u>(102,659)</u>	<u>(77,700)</u>
Income tax provision (benefit)	159	(142)
Net loss	<u>\$ (102,818)</u>	<u>\$ (77,558)</u>
Basic and diluted net loss per share	<u>\$ (4.26)</u>	<u>\$ (3.96)</u>
Weighted-average shares used in computing basic and diluted net loss per share	<u>24,159,770</u>	<u>19,580,006</u>

The accompanying notes are an integral part of these consolidated financial statements.

Spire Global, Inc.  
Consolidated Statements of Comprehensive Loss  
(In thousands)

	Year Ended December 31,	
	2024	2023
Net loss	\$ (102,818)	\$ (77,558)
Other comprehensive gain (loss):		
Foreign currency translation adjustments	(5,213)	2,318
Net unrealized (loss) gain on investments (net of tax)	(1)	34
Comprehensive loss	<u>\$ (108,032)</u>	<u>\$ (75,206)</u>

The accompanying notes are an integral part of these consolidated financial statements.

Spire Global, Inc.  
Consolidated Statements of Changes in Stockholders' Equity  
(In thousands, except share amounts)

	Common Stock		Additional Paid in Capital	Accumulated Other Comprehensive Loss		Accumulated Deficit		Total Stockholders' Equity
	Shares	Amount		Loss	Deficit			
<b>Balance, December 31, 2022</b>	19,467,183	\$ 2	\$ 455,765	\$ (6,908)	\$ (357,728)	\$	91,131	
Exercise of stock options	500	\$	3	\$	—	—	3	
Release of Restricted Stock Units and Performance Stock Units	781,557	—	—	—	—	—	—	
Issuance of common stock under Employee Stock Purchase Plan	154,371	—	727	—	—	—	727	
Stock compensation expense	—	—	12,978	—	—	—	12,978	
Issuance of common stock under the Equity Distribution Agreement, net	2,166,384	—	7,866	—	—	—	7,866	
Conversion of warrants to common stock	34,728	—	286	—	—	—	286	
Redemption of fractional shares due to reverse stock split	(47)	—	(1)	—	—	—	(1)	
Net loss	—	—	—	—	(77,558)	—	(77,558)	
Foreign currency translation adjustments	—	—	—	2,318	—	—	2,318	
Net unrealized gain on investments (net of tax)	—	—	—	34	—	—	34	
<b>Balance, December 31, 2023</b>	22,604,676	\$ 2	\$ 477,624	\$ (4,556)	\$ (435,286)	\$	37,784	
Release of Restricted Stock Units	1,444,087	—	—	—	—	—	—	
Issuance of common stock under Employee Stock Purchase Plan	146,829	—	895	—	—	—	895	
Exercise of stock options	46,707	—	335	—	—	—	335	
Stock compensation expense	—	—	19,449	—	—	—	19,449	
Issuance of common stock under Securities Purchase Agreements	2,976,191	1	37,881	—	—	—	37,882	
Net loss	—	—	—	—	(102,818)	—	(102,818)	
Foreign currency translation adjustments	—	—	—	(5,213)	—	—	(5,213)	
Net unrealized gain on investments (net of tax)	—	—	—	(1)	—	—	(1)	
<b>Balance, December 31, 2024</b>	27,218,490	\$ 3	\$ 536,184	\$ (9,770)	\$ (538,104)	\$	(11,687)	

The accompanying notes are an integral part of these consolidated financial statements.

Spire Global, Inc.  
Consolidated Statements of Cash Flows  
(In thousands)

	Years Ended December 31,	
	2024	2023
<b>Cash flows from operating activities</b>		
Net loss	\$ (102,818)	\$ (77,558)
Adjustments to reconcile net loss to net cash used in operating activities:		
Depreciation and amortization	21,729	18,228
Stock-based compensation	19,449	12,978
Amortization of operating lease right-of-use assets	4,843	2,928
Amortization of debt issuance costs	4,500	2,337
Change in fair value of warrant liabilities	5,254	1,597
Change in fair value of contingent earnout liability	1,235	(129)
Issuance of stock warrants	2,399	—
Loss on decommissioned satellites and disposal of assets	4,023	1,024
Other, net	(301)	(505)
Changes in operating assets and liabilities:		
Accounts receivable, net	(5,034)	4,144
Contract assets	3,119	(1,647)
Other current assets	12,445	(9,803)
Other long-term assets	1,954	1,680
Accounts payable	2,649	1,371
Accrued wages and benefits	937	(2,747)
Contract liabilities	2,748	13,693
Other accrued expenses	7,136	(1,116)
Operating lease liabilities	(4,720)	(2,782)
Net cash used in operating activities	<u>(18,453)</u>	<u>(36,307)</u>
<b>Cash flows from investing activities</b>		
Purchases of short-term investments	(30,147)	(40,116)
Maturities of short-term investments	42,497	52,500
Purchase of property and equipment	(26,581)	(17,352)
Net cash used in investing activities	<u>(14,231)</u>	<u>(4,968)</u>
<b>Cash flows from financing activities</b>		
Proceeds from Securities Purchase Agreements, net	37,881	—
Proceeds from long-term debt	—	19,886
Proceeds from issuance of common stock under the Equity Distribution Agreement, net	—	7,866
Payments on long-term debt	(20,113)	(4,500)
Payments of debt issuance costs	—	(75)
Proceeds from exercise of stock options	335	3
Proceeds from employee stock purchase plan	895	727
Net cash provided by financing activities	<u>18,998</u>	<u>23,907</u>
Effect of foreign currency translation on cash, cash equivalents and restricted cash	3,737	(568)
Net decrease in cash, cash equivalents and restricted cash	<u>(9,949)</u>	<u>(17,936)</u>
<b>Cash, cash equivalents and restricted cash</b>		
Beginning balance	29,633	47,569
Ending balance	<u>\$ 19,684</u>	<u>\$ 29,633</u>
<b>Supplemental disclosure of cash flow information</b>		
Cash paid for interest	\$ 14,149	\$ 16,157
Income taxes paid	\$ 210	\$ 47
<b>Noncash operating, investing and financing activities</b>		
Property and equipment purchased but not yet paid	\$ 2,264	\$ 2,745
Right-of-use assets obtained in exchange for lease liabilities	\$ 490	\$ 5,868
Accrued long-term debt issuance costs	\$ —	\$ 1,800
Conversion of warrants to Class A common stock	\$ —	\$ 286
Issuance of stock warrants with long-term debt (Note 7)	\$ —	\$ 2,579

The accompanying notes are an integral part of these consolidated financial statements.

**Spire Global, Inc.**  
**Notes to Consolidated Financial Statements**  
**December 31, 2024 and 2023**

*(In thousands, except shares and per share data, unless otherwise noted)*

**1. Nature of Business**

Spire Global, Inc. (“Spire” or the “Company”), founded in August 2012, is a global provider of space-based data and analytics that offers its customers unique datasets and insights about earth from the ultimate vantage point. The Company collects this space-based data through its proprietary constellation of multi-purpose nanosatellites. The Company designs, manufacturers, integrates, and operates its own satellites and ground stations to deliver unique end-to-end comprehensive solutions. The Company offers the following three data solutions to customers: Maritime, Aviation, and Weather and Climate. As a fourth solution, the Company is providing “space-as-a-service” through its Space Services solution.

The Company is headquartered in Vienna, Virginia and has several wholly owned operating subsidiaries in the United States, United Kingdom, Luxembourg, Singapore, Australia, Germany, and Canada.

On August 16, 2021, Spire Global Subsidiary, Inc. (formerly known as Spire Global, Inc.) (“Legacy Spire”) closed its previously announced merger with NavSight Holdings, Inc. (“NavSight”), a special purpose acquisition company. As a result, Legacy Spire continued as the surviving corporation and a wholly owned subsidiary of NavSight (the “Merger,” and such consummation, the “Closing”). NavSight then changed its name to Spire Global, Inc. and Legacy Spire changed its name to Spire Global Subsidiary, Inc.

On September 14, 2022, the Company entered into an Equity Distribution Agreement (the “Equity Distribution Agreement”) with Canaccord Genuity LLC, as sales agent (the “Agent”). In accordance with the terms of the Equity Distribution Agreement, the Company may offer and sell its Class A common stock, having an aggregate offering price of up to \$85,000 from time to time through the Agent pursuant to a registration statement on Form S-3, which became effective on September 26, 2022. Under the Equity Distribution Agreement, the Company sold (i) 2,166,389 shares of its Class A common stock during the year ended December 31, 2023 for gross proceeds of \$8,235 and (ii) no shares during the year ended December 31, 2024.

On March 24, 2023, the Company, was notified by the New York Stock Exchange (“NYSE”) that the Company was not in compliance with Rule 802.01C of the NYSE’s Listed Company Manual (“Rule 802.01C”) relating to the minimum average closing price of the Company’s Class A common stock, par value of \$0.0001 per share, required over a consecutive 30 trading-day period. On August 31, 2023, the Company effected a reverse stock split at a ratio of 1-for-8 (the “Reverse Stock Split”) of its common stock. In connection with the Reverse Stock Split, every eight shares of the Company’s Class A and Class B common stock issued and outstanding as of the effective date were automatically combined into one share of Class A or Class B common stock, as applicable. On September 25, 2023, the Company received formal notice from the NYSE that the Company had regained compliance with Rule 802.01C.

On February 4, 2024, the Company and Signal Ocean Ltd (“Signal Ocean”) entered into a securities purchase agreement for the issuance and sale of 833,333 shares of the Company’s Class A common stock to Signal Ocean at a price of \$12.00 per share (the “2024 Private Placement”). The 2024 Private Placement closed on February 8, 2024, resulting in gross proceeds to the Company of \$10,000.

On March 21, 2024, the Company entered into a Securities Purchase Agreement with institutional investors (the “Investors”), pursuant to which the Company issued and sold in a registered direct offering (the “Offering”), (i) an aggregate of 2,142,858 shares of Class A common stock and (ii) warrants exercisable for an aggregate of 2,142,858 shares of Class A common stock (“Securities Purchase Agreement Warrants”) to the Investors. Each share of Class A common stock and accompanying Securities Purchase Agreement Warrant to purchase one share of Class A common stock was sold at an offering price of \$14.00. The aggregate gross proceeds to the Company from the Offering totaled \$30,000 before deducting the placement agent’s fees and related offering expenses. The Securities Purchase Agreement Warrants had an exercise price equal to \$14.50 per share of Class A common stock, were exercisable for a term beginning on March 25, 2024, and expired on July 3, 2024, with no warrants exercised.

On March 21, 2024, the Company entered into a placement agency agreement (the “Placement Agency Agreement”) with Alliance Global Partners (“A.G.P” or the “Placement Agent”), pursuant to which the Company engaged A.G.P as the exclusive placement agent in connection with the Offering. The Company paid A.G.P a cash fee equal to 6% of the gross proceeds from the sale of shares and Securities Purchase Agreement Warrants to the Investors, or \$1,800, in March 2024. The Company agreed to pay a cash fee equal to 4% of the gross exercise price paid in cash with respect to the exercise of the Securities Purchase Agreement Warrants, which are now expired.

**Spire Global, Inc.**  
**Notes to Consolidated Financial Statements**  
**December 31, 2024 and 2023**

*(In thousands, except shares and per share data, unless otherwise noted)*

On November 13, 2024, the Company entered into a Share Purchase Agreement (the "Purchase Agreement") with Kpler Holding SA, a Belgian corporation ("Buyer"), pursuant to which the Company agreed to sell its maritime business to Buyer and enter into certain ancillary agreements (the "Transactions"). The maritime business to be sold pursuant to the Transactions does not include any part of the Company's satellite network or operations. The Purchase Agreement provides that the closing of the Transactions is subject to the satisfaction or waiver of certain closing conditions set forth in the Purchase Agreement. Refer to Note 2, Summary of Significant Accounting Policies, for a detailed discussion.

## **2. Summary of Significant Accounting Policies**

### **Basis of Presentation**

The consolidated financial statements and accompanying notes have been prepared in accordance with accounting principles generally accepted in the United States of America ("GAAP") and regulations of the U.S. Securities and Exchange Commission (the "SEC"). The Company's consolidated financial statements include the accounts of Spire Global, Inc. and its wholly owned subsidiaries. All significant intercompany accounts and transactions have been eliminated in consolidation.

### **Liquidity Risks and Uncertainties**

The Company has a history of operating losses and negative cash flows from operations since inception. During the year ended December 31, 2024, net loss was \$102,818, cash used in operations was \$18,453 and the Company received net proceeds of \$28,056 from the Offering and \$9,825 from the 2024 Private Placement. The Company held cash and cash equivalents of \$19,206, excluding restricted cash of \$478 as of December 31, 2024.

The Company's ability to continue as a going concern for the next 12 months from the date of issuance of these consolidated financial statements is dependent upon its ability to obtain sufficient cash to meet its obligations, including the repayment of all amounts owed pursuant to the Blue Torch Financing Agreement (as amended, and as defined below in Note 7). Based on the Company's current cash and cash equivalents and expected future financial results, if the Transactions do not close, the Company will not have sufficient liquidity to continue operations for at least the next twelve months from the issuance of these consolidated financial statements.

On November 13, 2024, the Company entered into the Purchase Agreement with Buyer, pursuant to which the Company agreed to complete the Transactions. The maritime business to be sold pursuant to the Transactions does not include any part of the Company's satellite network or operations. The purchase price to be paid by Buyer to the Company at the closing of the Transactions is a cash payment based upon an enterprise value of \$233,500, subject to certain adjustments. The Transactions also include a twelve-month transition service and data provision agreement for \$7,500. The Purchase Agreement provides that the closing of the Transactions is subject to the satisfaction or waiver of certain closing conditions set forth in the Purchase Agreement.

On February 10, 2025, the Company filed a complaint in the Delaware Court of Chancery against Buyer seeking a grant of specific performance ordering Buyer to satisfy its obligations under the Purchase Agreement and consummate the closing in accordance with the terms of the Purchase Agreement. In the complaint, the Company also requested a declaratory judgment declaring that Buyer has breached its obligations under the Purchase Agreement and is not excused from performing its obligations under the Purchase Agreement, including proceeding with the closing.

Buyer removed the matter to the District of Delaware, pursuant to a contract term in the Purchase Agreement promising not to contest removal to that court. The District of Delaware initially selected a March 4, 2025 trial date, but on February 26, 2025, the court set a trial date of May 28-30, 2025. There is no assurance as to what action the District of Delaware will take with respect to the proceeding initiated by us and there is no assurance as to whether or not the Transactions will be consummated on the terms contemplated or at all. The amount of any damages which may be sought or obtained from Buyer cannot be determined at this time.

There is no assurance as to what action the Delaware Court of Chancery will take with respect to the proceeding initiated by the Company and there is no assurance as to whether or not the Transactions will be consummated on the terms contemplated or at all. The amount of any damages which may be sought or obtained from Buyer cannot be determined at this time.

**Spire Global, Inc.**  
**Notes to Consolidated Financial Statements**  
**December 31, 2024 and 2023**

*(In thousands, except shares and per share data, unless otherwise noted)*

The Company intends to use the proceeds from the closing of the Transactions to repay all amounts owed under the Blue Torch Financing Agreement. However, as described above, there is currently no assurance that the Transactions will close or when the Transactions may close. Given the delay in the closing of the Transactions, on March 14, 2025, the Company closed a private placement of Class A common stock and pre-funded warrants for gross proceeds of \$40,000, before deducting offering expenses. The Company may seek additional equity or debt financing (including securities convertible or exchangeable for equity) and may seek waivers of or amendments to contractual obligations, delay, limit, reduce, or terminate certain commercial efforts, or pursue merger, disposition or other strategies, any of which could adversely affect its business, results of operations, and financial condition. There is no assurance that the Company will be successful in achieving any of the foregoing. Due to the Company's projected cash needs, including amounts owed pursuant to the Blue Torch Financing Agreement, there is substantial doubt about its ability to continue as a going concern for a period of at least 12 months from the date of issuance of the consolidated financial statements. The consolidated financial statements do not include any adjustments that might result from the outcome of this uncertainty.

### **Macroeconomic and Geopolitical**

Over the past two years, the Company has been impacted by the macroeconomic environment, such as fluctuations in foreign currencies, increasing interest rates and geopolitical conflicts like the Russian invasion of Ukraine, Israel's war with Hamas and the increased tensions between China and the United States.

The U.S. Dollar exhibited a decrease in strength against the local functional currencies of our foreign subsidiaries for the year ended December 31, 2024, as compared to the year ended December 31, 2023. The U.S. Dollar's decrease had a positive impact on the Company's revenue, as approximately one-third of the Company's sales are conducted in foreign currencies. Conversely, the decrease in the value of the U.S. Dollar had an unfavorable impact on the Company's expenses, given that a majority of the Company's workforce resides in countries other than the United States.

The macroeconomic environment has caused existing or potential customers to re-evaluate their decision to purchase the Company's offerings, at times resulting in additional customer discounts, extended payment terms, and longer sales cycles. Particularly, government agency delays in approving appropriations bills negatively impacted the timeliness of some of the Company's U.S. federal government orders. Additionally, recent changes to tariffs could cause interruptions in our supply chain or increase spending to meet our obligations.

Increasing interest rates in the fiscal year ended December 31, 2024 resulted in higher interest expenses, as our credit facility is based on a floating interest rate.

If any of these factors continue or worsen, and/or if new macroeconomic or geopolitical issues arise, the Company's results and financial condition could be further negatively impacted. The Company cannot predict the timing, strength, or duration of any economic slowdown, downturn, instability, or recovery, generally or within any particular industry or geography. Any downturn of the general economy or industries in which the Company operates would adversely affect its business, financial condition, and results of operations.

### **Segment Information**

The Company operates as one reportable and operating segment, which relates to the sale of subscription-based data, insights, predictive analytics and related project-based services to global customers across a range of industries. The Company's chief operating decision maker is its chief executive officer, who reviews financial information presented on a consolidated basis for purposes of making operating decisions, assessing financial performance and allocating resources.

### **Use of Estimates**

The preparation of financial statements in conformity with GAAP requires management to make estimates and assumptions that affect the reported amounts of assets and liabilities, disclosures of contingent assets and liabilities at the dates of the consolidated financial statements, and the reported amounts of revenues and expenses during the reporting period. Management's significant estimates include assumptions for revenue recognition, which requires estimates of total costs used in measuring the progress of completion for the cost-based input method, allowance for current expected credit losses, valuation of certain assets and liabilities acquired from the acquisition of exactEarth in November 2021 (the "Acquisition"), realizability of

**Spire Global, Inc.**  
**Notes to Consolidated Financial Statements**  
**December 31, 2024 and 2023**

*(In thousands, except shares and per share data, unless otherwise noted)*

deferred income tax assets, and fair value of equity awards, contingent earnout liabilities and warrant liabilities. Actual results could differ from those estimates.

Based on an evaluation of the lifespans of its in-service satellites and on current capabilities to extend the useful life of in-service satellites via software updates, the Company changed the estimated useful life of its capitalized satellites and related launch costs from three to four years for depreciation purposes. The Company determined it was appropriate to make this change beginning June 2023.

In November 2023, the Company updated the estimated useful lives for 43 capitalized satellites and related launch costs based on updated de-orbit dates. This change represents a change in accounting estimate and the impact of the change was a decrease in loss from continuing operations before income taxes of approximately \$627, or \$0.03 per basic and diluted share for the year ended December 31, 2024, and an increase in loss from continuing operations before income taxes of approximately \$2,467, or \$0.13 per basic and diluted share for the months of November and December 2023.

### **Foreign Currency Translation**

The Company's foreign subsidiaries, each of which has defined its functional currency as the local currency of the country in which it operates, translate their assets and liabilities into U.S. dollars at the exchange rate as of each balance sheet date, and translate their results from operations at the average exchange rate for each period. The resulting translation adjustments are included as a component of accumulated other comprehensive loss on the consolidated balance sheets, accumulated other comprehensive loss in the consolidated statements of changes in stockholders' equity and as other comprehensive gain (loss) in the consolidated statements of comprehensive loss. Gains and losses from foreign currency transactions are included in other expense, net in the consolidated statements of operations.

### **Fair Value Measurements**

To account for fair value measurements and disclosures, a fair value hierarchy was established that prioritizes the inputs to valuation techniques used to measure fair value. Fair value is the price that would be received to sell an asset or paid to transfer a liability in an orderly transaction between market participants at the measurement date (an exit price). The level of an asset or liability within the fair value hierarchy is based on the lowest level of any input that is significant to the fair value measurement.

The Company uses the following valuation techniques to measure fair value for its assets and liabilities:

- Level 1: Quoted prices in active markets for identical assets or liabilities.
- Level 2: Significant other observable inputs other than quoted prices included in Level 1, such as quoted prices for similar assets and liabilities in active markets, quoted prices for identical or similar assets and liabilities in markets that are not active, or other inputs that are observable or can be corroborated by observable market data.
- Level 3: Unobservable inputs reflecting management's assumptions, consistent with reasonably available assumptions made by other market participants. These valuations require significant judgment.

### **Cash, Cash Equivalents, Marketable Securities and Restricted Cash**

The Company considers all highly liquid investments with an original maturity of three months or less to be cash equivalents. Restricted cash included in other long-term assets, including restricted cash on the consolidated balance sheets, represents amounts pledged as guarantees or collateral for financing arrangements and lease agreements, as contractually required.

The Company invests in highly rated securities, with the primary objective of minimizing the potential risk of principal loss. The Company's investment policy generally requires securities to be investment grade and limits the amount of credit exposure to any one issuer. The Company's investments in marketable debt securities have been classified and accounted for as available-for-sale. The Company classifies its marketable debt securities as either short-term or long-term based on each instrument's underlying contractual maturity date. Unrealized gains and losses on marketable debt securities classified as available-for-sale are recognized in accumulated other comprehensive loss. Interest on securities classified as available-for-sale is included in interest income on the consolidated statements of operations.



**Spire Global, Inc.**  
**Notes to Consolidated Financial Statements**  
**December 31, 2024 and 2023**

*(In thousands, except shares and per share data, unless otherwise noted)*

The following table shows components of cash, cash equivalents, and restricted cash reported on the consolidated balance sheets and in the consolidated statements of cash flows as of and for the years then ended:

	December 31,	
	2024	2023
Cash and cash equivalents	\$ 19,206	\$ 29,136
Restricted cash included in Other long-term assets	478	497
	<u>\$ 19,684</u>	<u>\$ 29,633</u>

**Accounts Receivable and Notes Receivable**

Accounts receivable are stated at the amounts management expects to collect from outstanding balances. An allowance for current expected credit losses is recorded based on historical loss experience, consideration of current and future economic conditions, and evaluation of a customer's current and future financial condition. Increases and decreases in the allowance for current expected credit losses are included as a component of sales and marketing expense in the consolidated statements of operations. Recoveries of accounts receivable for which an allowance exists, or those that were previously written off, are recorded when received. The Company recorded expenses for credit losses of \$26 and \$640 on accounts receivables for the years ended December 31, 2024 and 2023, respectively.

Notes receivable and interest on notes receivable are recorded in other current assets on the consolidated balance sheets. Notes receivable are stated at the amounts management expects to be paid based on the management's knowledge of the customer's financial position. The Company recorded allowances for current expected credit loss of \$4,026 and \$1,218 on the consolidated statements of operations for the years ended December 31, 2024 and 2023, respectively.

The Company generally grants credit to its customers on an unsecured basis. The Company does not have any off-balance sheet credit exposure related to its customers.

**Concentrations of Credit Risk**

Financial instruments that potentially subject the Company to concentrations of credit risk consist of cash, cash equivalents and restricted cash, marketable securities, and accounts receivable. The Company typically has cash accounts in excess of Federal Deposit Insurance Corporation insurance coverage limits. The Company has not experienced any losses on such accounts, and management believes that the Company's risk of loss is remote. The Company had a \$4,500 note receivable and a \$744 accrued interest balance outstanding as of December 31, 2024 and had a \$4,500 note receivable and a \$238 accrued interest balance outstanding as of December 31, 2023. The entire balance as of each of December 31, 2024 and 2023 was with one customer for which the Company established a \$5,244 and \$1,218 allowance for current expected credit loss as of December 31, 2024 and 2023, respectively (Note 10).

The Company has a concentration of contractual revenue arrangements with various government agencies. Entities under common control are reported as a single customer. The Company had one customer that represented 10% or more of the Company's total revenue during each of the years ended December 31, 2024 and 2023; specifically, such customer represented 24% and 28% of total revenue for the years ended December 31, 2024 and 2023, respectively. The one customer consists of multiple U.S. government agencies, of which only one government agency represented greater than 10% of total revenue for the years ended December 31, 2024 and 2023.

The following table represents 10% or more of the Company's total accounts receivable:

	As of December 31,	
	2024	2023
Customer A	13%	*
Customer B	13%	*

\* No one customer accounted for more than 10% of the Company's total accounts receivable.

The Company has a concentration in vendor purchases. The Company believes its reliance on its vendors could be shifted over a period of time to alternative vendors should such a change be necessary. If the Company were to be unable to obtain alternative vendors due to factors beyond its control, operations would be disrupted until alternative vendors were secured. The Company

**Spire Global, Inc.**  
**Notes to Consolidated Financial Statements**  
**December 31, 2024 and 2023**

*(In thousands, except shares and per share data, unless otherwise noted)*

had one vendor for the years ended December 31, 2024 and 2023, from which purchases of equipment, components and services individually represented 10% or more of the Company's total purchases.

The Company is dependent on third parties to launch its satellites into space, and any launch delay, malfunction, or failure could have a negative impact on revenue and might cause the Company not to be able to accommodate customers with sufficient data to meet minimum service level agreements until replacement satellites are available. The Company also incorporates technology and terrestrial data sets from third parties into its platform and its inability to maintain rights and access to such technology and data sets would harm its business and results of operations.

#### **Assets Held for Sale**

The Company classifies long-lived assets or disposal groups as held for sale in the period when all of the following conditions have been met:

- the Company has approved and committed to a plan to sell the asset or disposal group;
- the asset or disposal group is available for immediate sale in its present condition;
- an active program to locate a buyer and other actions required to complete the sale have been initiated;
- the sale of the asset or disposal group is probable to be completed within one year;
- the asset or disposal group is being actively marketed for sale at a price that is reasonable in relation to its current fair value; and
- it is unlikely that significant changes to the plan will be made or that the plan will be withdrawn.

The Company initially measures a long-lived asset or disposal group that is classified as held for sale at the lower of its carrying value or fair value less any costs to sell and recognize any loss in the period in which the held for sale criteria are met. Gains are not recognized until the date of sale. We cease depreciation and amortization for long-lived assets, or assets within a disposal group, upon their designation as held for sale and subsequently assess fair value less any costs to sell at each reporting period until the asset or disposal group is no longer classified as held for sale.

#### **Property and Equipment**

Property and equipment are stated at cost, less accumulated depreciation and amortization. In-service satellites and related launch costs are capitalized based on the commission date of the underlying asset. Capitalized launch costs for each satellite are allocated based on the total cost of the launch divided by the number of satellites included on that launch. In-service ground stations and related costs are capitalized once signals are transmitted with in-service satellites. In the event of a failed launch or deployment of satellites, the related equipment impairment and launch costs are expensed and recorded in the consolidated statements of operations.

The Company also capitalizes certain software costs incurred in connection with developing internal-use software during the project development stage so long as management with the relevant authority authorizes the project, it is probable the project will be completed, and the software will be used to perform the function intended. Costs incurred for enhancements that are expected to result in additional significant functionality are capitalized and amortized over the estimated useful life of the enhancement. Costs related to preliminary project activities and post-implementation operational activities are expensed as incurred. Internal-use software, which consists primarily of the Company's enterprise software used to build and operate the Company's satellites, is stated at cost less accumulated amortization.

General maintenance and repairs are charged to expense as incurred. Significant refurbishments, renewals and betterments are capitalized. When assets are retired or disposed of, the cost and related accumulated depreciation are removed from the accounts and any resulting gain or loss is reflected as other expense, net in the Company's consolidated statements of operations.

Depreciation and amortization are computed utilizing the straight-line method over the estimated useful lives of depreciable assets in the table below. Leasehold improvements are amortized using the straight-line method over the lesser of the life of the asset or the remaining life of the lease.

**Spire Global, Inc.**  
**Notes to Consolidated Financial Statements**  
**December 31, 2024 and 2023**

(In thousands, except shares and per share data, unless otherwise noted)

	Years
Furniture and fixtures	7
Machinery and equipment	5
In-service ground stations	3-10
Computer software and website development	3
Computer equipment	3
Capitalized satellite launch costs and in-service satellites	3-4

The following table summarizes the Company's long-lived assets by geography:

	December 31,	
	2024	2023
EMEA <sup>(1)</sup>	62%	62%
Americas <sup>(2)</sup>	38%	38%
Total	100%	100%

(1) United Kingdom represented 43% and Luxembourg represented 10% for the year ended December 31, 2024 and United Kingdom represented 36%, Germany represented 14%, and Luxembourg represented 12% for the year ended December 31, 2023.

(2) U.S. represented 27% and 17% and Canada represented 11% and 21% for the years ended December 31, 2024 and 2023, respectively.

### Equity Method Investments

The Company accounts for equity investments in which it has significant influence, but not a controlling financial interest, using the equity method of accounting. Under the equity method of accounting, investments are initially recorded at cost, less impairment, and subsequently adjusted to recognize the Company's share of earnings or losses as a component of other expense, net in the consolidated statements of operations. The Company's equity method investments are required to be reviewed for impairment when it is determined there may be an other-than-temporary loss in value. The Company did not record any impairment losses related to our equity method investments during the years ended December 31, 2024 and 2023.

### Business Combinations

The Company recognizes identifiable assets acquired and liabilities assumed at their acquisition date fair values. Such valuations require us to make significant estimates and assumptions, especially at the acquisition date with respect to intangible assets. While the Company uses its best estimates and assumptions as part of the purchase price allocation process to accurately value assets acquired and liabilities assumed, these estimates which include, but are not limited to, future revenue growth, margins, customer retention rates, technology life, royalty rates, expected use of acquired assets, and discount rates, are inherently uncertain and subject to refinement.

Goodwill is measured as the excess of the consideration transferred over the fair value of assets acquired and liabilities assumed on the acquisition date. Acquisition-related expenses are recognized separately from the business combination and are expensed as incurred and included in the general and administrative expenses line item in the consolidated statements of operations. The authoritative guidance allows a measurement period of up to one year from the date of acquisition to make adjustments to the preliminary allocation of the purchase price. As a result, during the measurement period the Company may record adjustments to the fair values of assets acquired and liabilities assumed, with the corresponding offset to goodwill to the extent that it identifies adjustments to the preliminary purchase price allocation.

### Goodwill and Intangible Assets

Goodwill represents the excess of the purchase price over the estimated fair value of net tangible and identifiable intangible assets acquired in business acquisitions. The Company first performs a qualitative assessment of goodwill annually in the fourth quarter, and more frequently if events or changes in circumstances indicate that the carrying value of goodwill may not be recoverable. If it is determined in the qualitative assessment that the fair value of the Company's single reporting unit is more likely than not below its carrying amount, then the Company will perform a quantitative impairment test. The quantitative goodwill impairment test is performed by comparing the fair value of the reporting unit with its carrying amount. Any excess in the carrying value of the goodwill over its fair value is recognized as an impairment loss. For purposes of goodwill impairment testing, the Company has one reporting unit. The annual goodwill impairment assessment performed in the fourth quarter of 2024 indicated that the fair value significantly exceeded the carrying value of goodwill.

**Spire Global, Inc.**  
**Notes to Consolidated Financial Statements**  
**December 31, 2024 and 2023**

*(In thousands, except shares and per share data, unless otherwise noted)*

Intangible assets consist of acquired intangible assets which include customer relationships, developed technology and trade names and the costs to obtain patents and perpetual nonexclusive license rights for the use of intellectual property. Acquired intangible assets, other than goodwill, are amortized over their estimated useful lives, ranging from 1 to 12 years, based upon the estimated economic value derived from the related intangible asset. Significant judgment is used in determining fair values of acquired intangible assets and their estimated useful lives. Fair value and useful life determinations may be based on, among other factors, estimates of future expected cash flows, royalty cost savings and appropriate discount rates used in calculating present values.

Intangible assets are tested for impairment whenever there are indicators of impairment. The Company did not recognize any impairment charges for intangible assets for the years ended December 31, 2024 and 2023.

### **Impairment of Long-Lived Assets**

The Company assesses potential impairments to long-lived assets whenever events or changes in circumstances indicate that the carrying amount may not be fully recoverable. An impairment is considered to exist if the total estimated future cash flows on an undiscounted basis are less than the carrying amount of the assets or asset groups. If impairment exists, the impairment loss is measured and recorded based on undiscounted estimated future cash flows. In estimating future cash flows, assets are grouped at the lowest levels for which there are identifiable cash flows that are largely independent of cash flows from other asset groups. The Company recognized impairment charges of \$3,447 on decommissioned satellites and \$576 on other long-lived assets for the year ended December 31, 2024, and \$747 on decommissioned satellites and \$277 on other long-lived assets for the year ended December 31, 2023.

### **Deferred Offering Costs**

The Company capitalizes within other current assets on the consolidated balance sheets certain legal, accounting and other third-party fees that are directly related to the Company's in-process equity financing until such financings are consummated. After consummation of the equity financing, these costs are recorded as a reduction of the proceeds received from the offering. Should a planned equity financing be abandoned, terminated or significantly delayed, the deferred offering costs are written off to operating expenses. There were no deferred offering costs capitalized as of December 31, 2024 and 2023.

### **Debt Issuance Costs**

For long-term debt, the Company presents debt issuance costs on the consolidated balance sheets as a direct deduction from the carrying amount of the related debt facility. Debt issuance costs and the fair value assigned to stock warrants issued related to term loans are amortized over the respective term of the debt facility using the effective interest method.

### **Warrants**

The Company generally classifies warrants for the purchase of shares of its common stock as liabilities on its consolidated balance sheets unless the warrants meet certain specific criteria that require the warrants to be classified within stockholders' equity. Those warrants accounted for as liabilities are freestanding financial instruments that may require the Company to transfer assets upon exercise. The warrant liability is initially recorded at fair value upon the date of issuance of each warrant and is subsequently remeasured to fair value at each reporting date. Changes in the fair value of the warrant liabilities are recognized as a component in other income (expense) in the consolidated statements of operations. Changes in the fair value of the warrant liabilities will continue to be recognized until the warrants are exercised, expire or qualify for equity classification. Warrants classified as equity are initially recorded at fair value on the date of issuance and recorded in additional paid-in capital on the Company's consolidated balance sheets until the warrants are exercised or expire.

The Company assumed 1,437,499 publicly-traded warrants ("Public Warrants") and 825,000 private placement warrants issued by NavSight ("Private Warrants" and, together with the Public Warrants, the "Common Stock Warrants") upon the Merger, all of which were issued in connection with NavSight's initial public offering and entitled holders to purchase one share of the Company's Class A common stock at an exercise price of \$92.00 per share.

In November 2022, the Company announced the commencement of an exchange offer (the "Offer") and consent solicitation relating to all holders of the Common Stock Warrants to receive 0.2 shares of Class A common stock in exchange for each

**Spire Global, Inc.**  
**Notes to Consolidated Financial Statements**  
**December 31, 2024 and 2023**

*(In thousands, except shares and per share data, unless otherwise noted)*

outstanding Common Stock Warrant tendered by the holder. On December 19, 2022, a total of 2,069,561 Common Stock Warrants were tendered and exchanged for 413,910 shares of Class A common stock.

Concurrently with the Offer, the Company also solicited consents from holders of the Public Warrants to amend the Warrant Agreement to permit the Company to require that each Public Warrant that was outstanding upon the closing of the Offer be exchanged for 0.18 shares of Class A common stock, which is a ratio 10% less than the exchange ratio applicable to the Offer (such amendment, the "Warrant Amendment"). On December 19, 2022, the Company exercised its right to acquire and retire all remaining outstanding Public Warrants in exchange for shares of Class A common stock in accordance with the terms of the Warrant Amendment. The remaining 192,936 Public Warrants were exchanged on January 4, 2023 for 34,728 shares of the Company's Class A common stock. Following the exchange, none of the Warrants remain outstanding.

On June 13, 2022, in connection with the Blue Torch Financing Agreement, the Company issued warrants to Blue Torch, which were exercisable for an aggregate of 437,024 shares of the Company's Class A common stock with a per share exercise price of \$16.08 (the "2022 Blue Torch Warrants"). Additionally, in connection with the closing of the financing, the Company issued a warrant to Urgent Capital LLC for introducing the Company to the Lenders, which is exercisable for an aggregate of 24,834 shares of the Company's Class A common stock with a per share exercise price of \$16.08 (the "Urgent Warrants"). On September 27, 2023, the Company issued new warrants to certain Blue Torch affiliates that are exercisable for an additional 597,082 shares of the Company's Class A common stock at a per share exercise price of \$5.44 (the "2023 Blue Torch Warrants" and together with the 2022 Blue Torch Warrants and the Urgent Warrants, the "Credit Agreement Warrants").

The Company evaluated the Credit Agreement Warrants and the Common Stock Warrants and concluded that they do not meet the criteria to be classified within stockholders' equity. The agreement governing the Credit Agreement Warrants and the Common Stock Warrants includes a provision that could result in a different settlement value for the Common Stock Warrants depending on their holder. Because the holder of an instrument is not an input into the pricing of a fixed-for-fixed option on the Company's Class A common stock, the Common Stock Warrants are not considered to be indexed to the Company's own stock. As the Common Stock Warrants meet the definition of a derivative, the Company recorded these warrants as liabilities on the consolidated balance sheets at fair value based on the Black Scholes model. Subsequent changes in their respective fair values are recognized in the consolidated statements of operations at each reporting date. Changes in the fair value of the warrant liabilities will continue to be recognized until the warrants are exercised, expire, or qualify for equity classification.

### **Contingent Earnout Liability**

In connection with the Merger, eligible Spire equity holders are entitled to receive additional shares of the Company's Class A common stock upon the Company achieving certain earnout triggering events. In accordance with Accounting Standards Codification ("ASC") 815-40, the earnout shares are not indexed to the Company's Class A common stock and therefore were accounted for as a liability and an offset to additional paid-in capital on the consolidated balance sheets at the reverse recapitalization date and subsequently remeasured at each reporting date with changes in fair value recorded as a component of other income (expense) in the consolidated statements of operations.

The contingent earnout liability is categorized as a Level 3 fair value measurement using the Monte Carlo model (Note 9) because the Company estimates projections during the earnout period utilizing unobservable inputs. Contingent earnout payments involve certain assumptions requiring significant judgment and actual results may differ from assumed and estimated amounts. The assumptions utilized in the calculation are based on the achievement of certain stock price milestones, including the current price of our Class A common stock, expected volatility, risk-free rate, expected term and expected dividend yield.

### **Revenue Recognition**

To determine revenue recognition, the Company performs the following five steps: (i) identify the contract(s) with a customer; (ii) identify the performance obligations in the contract; (iii) determine the transaction price; (iv) allocate the transaction price to the performance obligations in the contract; and (v) recognize revenue as or when the Company satisfies the performance obligation.

The Company generates revenue from the following main solutions: Data, Space Services and Research & Development Services.

**Spire Global, Inc.**  
**Notes to Consolidated Financial Statements**  
**December 31, 2024 and 2023**

*(In thousands, except shares and per share data, unless otherwise noted)*

Data Solutions

The Company offers the following three data solutions to customers:

- **Maritime:** precise space-based data used for highly accurate ship monitoring, ship safety and route optimization.
- **Aviation:** precise space-based data used for highly accurate aircraft monitoring, aircraft safety and route optimization.
- **Weather and Climate:** precise space-based data used for highly accurate weather forecasting.

The Company recognizes revenue for each separately identifiable performance obligation in a Data Solutions contract representing a promise to transfer data or a distinct service to a customer. In most cases, data provided under the Company's Data Solutions contracts are accounted for as a single performance obligation due to the integrated nature of the Company's precise space-based data.

The Company determined that each data access subscription provides a series of distinct services in which the customer simultaneously receives and consumes the data service. Therefore, for subscription-based data services, the Company recognizes revenue ratably over the subscription period. Revenue is recognized upon delivery for data products such as archive data and custom reports, which are performance obligations satisfied at a point in time upon transfer of control.

Space Services Solution

The Company also provides an innovative "space-as-a-service" business model through its Space Services solution. The customers in these contracts require the use of a satellite that, in addition to other general data service capabilities, has certain sensors or capabilities that are custom designed and integrated into the satellite for a specific mission, together with other data transmission and operating infrastructure. Generally, the Company and the customer collaborate on the satellite design. Either the customer or the Company may provide a payload component that is integrated into the satellite, depending on the terms of the contract. Any customer-provided components are generally a form of customer-provided material.

As part of the Space Services solution, the Company performs various activities that range from designing, building, and launching the integrated satellites to enable the customer to send operational requests to the payload through a Company-provided interface. The Company provides a significant service of integrating all the services within the contract into a combined output represented by the Space Services, a stand-ready promise to provide a daily suite of services related to the capture and transmittal of data to the customer based on the customer's operational requests that is comprised of a series of distinct days of service. The arrangement may also include options granting a material right to extend the service term for the Space Services. The Company performs an identification and evaluation of material rights on a contract-by-contract basis.

Third parties may be involved as part of the arrangement to provide services, such as launch or telecommunications support. The Company determined that it controls the services provided to customers and is therefore the principal (i.e., revenue is recognized on a gross basis).

The transaction price in a typical contract includes fixed amounts of monthly set-up and service fees. The contracts may also include variable consideration features that may decrease the transaction price, such as service-level credits when agreed upon service levels are not met. Service-level credits have not historically been material to the related arrangements. The Company allocates service-level credits to the accounting period(s) that correspond with the month(s) of service during which the service levels were not met. Space Services contracts do not contain significant financing components as any timing difference between payment and transfer of goods and services arises for reasons other than financing.

In some arrangements, the customer may provide a payload to the Company to be used in providing the service to the customer. The Company evaluates whether the customer payload is noncash consideration received from the customer. The Company determined that customer-provided payloads are not noncash consideration because the Company does not obtain control of such payloads.

When there is an option granting a material right in an arrangement, the Company will allocate the transaction price to the Space Services and to the options granting material rights by applying the practical alternative approach (i.e., allocate the transaction price to the optional services by reference to the services expected to be provided and the corresponding expected consideration).

**Spire Global, Inc.**  
**Notes to Consolidated Financial Statements**  
**December 31, 2024 and 2023**

*(In thousands, except shares and per share data, unless otherwise noted)*

Revenue from Space Services Contracts are recognized over time using an output measure of progress based on satellite months consumed, beginning when the service start date commences for satellites. The consideration allocated to options granting a material right are recognized when (or as) the underlying future services are transferred, or when the options expire.

Generally, Space Services solution arrangements do not contain a lease because the Company is able to derive more than insignificant economic benefits from the various capabilities of the integrated satellites. However, in the limited instances when the customer obtains substantially all of the economic benefits determined at contract inception, the Space Services solution arrangements are determined to include an embedded lease of an integrated satellite(s) to the customer. For such arrangements, the Company has determined that the customer is the deemed owner of the satellite(s) during the construction period. As a result, the Company determined it is providing manufacturing and launch services for those arrangements, and accounts for them based on guidance for other contracts with customers. The Company typically identifies the following performance obligations in these arrangements: (1) manufacturing services, (2) launch services and (3) a stand-ready obligation to provide Space Services that is comprised of a series of distinct days of service. Arrangements may also include options granting a material right to extend the service term for the Space Services. The Company allocates the transaction price to the performance obligations based on the Company's estimates of standalone selling price. The Company recognizes revenue for the manufacturing services over time using an input measure of progress based on costs incurred. The Company recognizes revenue from launch services at a point in time when the satellites are launched into the orbit. The Company recognizes revenue for Space Services over time using an output measure of progress based on satellite months consumed beginning when the services have commenced. If there are options granting a material right in the arrangement, the consideration allocated to the options granting material rights is recognized when (or as) the underlying future services are transferred, or when the options expire.

*Research and Development Services Solutions*

The Company also offers research and development services ("R&D Services") to third parties, frequently including governmental entities, for the advancement of contracted satellite technologies. Such services are typically contracted for a specific research goal that may or may not contribute to a broader satellite technology. In addition to providing research and development services, the Company grants the counterparty a license to the developed intellectual property. Generally, the Company and the customer share the costs and benefits of these R&D Services. Within R&D Services Contracts, there is a single, combined performance obligation consisting of research and development activities, license(s) of developed intellectual property, and regular research and development progress meetings, and the transaction price is typically comprised of variable consideration including refundable, up-front cash advances and subsequent milestone-based payments. Such consideration is not expected to be constrained. There is no noncash consideration, no consideration payable, nor a significant financing component. Further, because there generally is only one research and development performance obligation, transaction price allocation is not required. The counterparty obtains control of the developed intellectual property as the Company creates and enhances it, and the related benefits transfer throughout the term over which the obligation is satisfied. Revenue is recognized over time, utilizing an input method based on costs incurred as the best approximation of progress completed to date (i.e., cost-to-cost measure of progress).

Accounting for those R&D Services Contracts requires significant judgment relative to estimating total contract revenues and costs; in particular, assumptions relative to the amount of time to complete the contract, including the assessment of the nature and complexity of the work to be performed. The Company's estimates are based upon the professional knowledge and experience of its engineers, program managers, and other personnel.

For all revenue solutions, the Company has elected to exclude from transaction price taxes assessed by a governmental authority that are both imposed on and concurrent with the specific revenue-producing transaction and collected by the entity from a customer.

**Contract Assets and Liabilities**

For each of the Company's contracts, the timing of revenue recognition, customer billings, and cash collections determines the recorded accounts receivable, contract assets, and contract liabilities on the Company's consolidated balance sheets. Payment terms and conditions generally include a requirement to pay within 30 days. When revenue is recognized in advance of customer invoicing, a contract asset is recorded for the unbilled receivable. Conversely, contract liabilities are recorded when the Company has an unconditional right to consideration before it has satisfied a performance obligation. Contract liabilities consist of funds received in advance of revenue recognition from subscription services or Space Services that are subsequently recognized when the revenue recognition criteria are met. The non-current portion of contract liabilities consists of funds

**Spire Global, Inc.**  
**Notes to Consolidated Financial Statements**  
**December 31, 2024 and 2023**

*(In thousands, except shares and per share data, unless otherwise noted)*

received in advance of revenue recognition from subscription services or Space Services that have remaining contractual obligations greater than one year from the balance sheet date.

### **Deferred Contract Costs**

Sales commissions earned by the Company's employees are considered incremental costs of obtaining a contract. An asset is recognized for sales commissions if the Company expects the period of benefit from these costs to be more than one year. The Company amortizes the deferred contract costs on a straight-line basis over the period of expected benefit, which is typically 12 to 24 months, consistent with the pattern of revenue recognition of the related performance obligation. The amortized costs are recorded in sales and marketing expense in the Company's consolidated statements of operations. The Company expenses sales commissions as incurred when the period of benefit is less than one year.

Deferred contract costs are included in other current assets, for the current portion, and other long-term assets, for the non-current portion, on the Company's consolidated balance sheets. Deferred contract costs were \$691 and \$926, as of December 31, 2024 and 2023, respectively, of which \$408 and \$487, respectively, were classified as current. The Company recognized \$547 and \$490 as amortization of deferred contract costs in sales and marketing expense during the years ended December 31, 2024 and 2023, respectively.

### **Cost of Revenue**

Cost of revenue consists primarily of personnel costs, depreciation, hosted infrastructure and high-power computing costs, third-party operating and royalty costs associated with delivering data and services to customers, costs associated with R&D Services Contracts, allocated overhead costs and amortization of purchased intangibles (e.g., customer relationships and developed technology) associated with the Acquisition. Overhead costs primarily include allocable amounts of utilities, rent, depreciation expense on assets used directly in revenue-producing activities, indirect materials, production and test administration expenses, and repairs and maintenance.

In certain Space Services solution arrangements in which the customer is determined to be the deemed owner of the satellite during the construction period, the costs incurred to fulfill the manufacturing performance obligation are expensed as incurred as cost of revenue, following the cost-to-cost progress measure. Costs associated with the launch performance obligation are capitalized as a cost to fulfill the contract until launch occurs, and recognized as cost of revenue at the point in time control of the launch services passes to the customer. The launch costs capitalized as cost to fulfill the contract related to such arrangements were \$0 and \$7,585 as of December 31, 2024 and December 31, 2023, respectively. Costs associated with Space Services Contracts performance obligations will generally be recognized as incurred.

### **Research and Development Costs**

Research and development expenses consist primarily of employee-related expenses, third-party consulting fees, and computing costs which are expensed as incurred. Costs associated with R&D Services Contracts are included as part of cost of revenue, described above. Amounts included as research and development expense are from the Company's separate research and development efforts.

### **Leases**

The Company determines whether a contract is or contains a lease at contract inception. The Company assess whether the Company (as potential lessee) or customer (as potential lessor) has the right to direct the use of an identified asset over the period of use by assessing whether the entity has the right to substantially all of the economic benefits and has the ability to determine how and for what purpose the identified asset is used.

#### Lessee arrangements

For lessee arrangements, operating lease right-of-use ("ROU") assets are presented as a separate line item on the consolidated balance sheets. With respect to lease liabilities, the current portion is presented along with the other accrued expense line item



**Spire Global, Inc.**  
**Notes to Consolidated Financial Statements**  
**December 31, 2024 and 2023**

*(In thousands, except shares and per share data, unless otherwise noted)*

and non-current operating lease liabilities are presented as separate line items on our consolidated balance sheets. The current operating lease liabilities are presented within the other accrued expense line within the consolidated balance sheets.

ROU assets represent our right to use an underlying asset for the lease term and lease liabilities represent our obligation to make lease payments arising from the lease. Lease liabilities are recognized at commencement date based on the present value of remaining lease payments over the lease term, discounted using the discount rate for the lease at lease commencement. As the rate implicit in the lease is not readily determinable for the Company's leases, the Company uses its incremental borrowing rate based on information available at the commencement date as the discount rate. The incremental borrowing rate for a lease is the rate of interest the Company expects to pay on a collateralized basis to borrow an amount equal to the lease payments under similar terms in a similar economic environment. ROU assets are recognized at commencement date at the value of the lease liability, adjusted for any prepayments, lease incentives received, and initial direct costs incurred. The lease term may include periods covered by options to extend the lease when it is reasonably certain that we will exercise that option as well as periods beyond the termination date when we are reasonably certain not to exercise a related termination option.

In the consolidated statements of operations, lease expense for operating leases is recognized on a straight-line basis over the lease term.

The Company has elected the practical expedient to not separate non-lease components from the lease components to which they relate, and instead account for them as a single lease component for all underlying asset classes. Accordingly, all related costs are accounted for under the lease accounting model. In addition, the Company elected to apply the short-term lease exception for all underlying asset classes. That is, leases with an initial lease term of 12 months or less are not recognized on the consolidated balance sheets, but rather expensed on a straight-line basis over the lease term.

#### Lessor arrangements

Certain Space Services solution arrangements are determined to contain an embedded lease when the customer obtains substantially all of the economic benefits from the integrated satellite(s) that is to be constructed for the arrangement. In those instances, the customer is determined to be the deemed owner of the integrated satellite during the construction period, and the transaction is accounted for as a manufacturing and launch service under guidance for other customer contracts. Refer to the "Space Services" subsection within the "Revenue Recognition" section above for more details on these types of arrangements.

#### **Sales and Marketing**

Sales and marketing expenses consist primarily of employee-related expenses, sales commissions, marketing and advertising costs, costs incurred in the development of customer relationships, brand development costs, allowance for current expected credit losses, travel-related expenses and amortization of purchased intangible backlog associated with the Acquisition.

The Company expenses advertising costs as incurred. Advertising expense was \$626 and \$1,103 for the years ended December 31, 2024 and 2023, respectively, and is included in sales and marketing expenses in the consolidated statements of operations.

#### **General and Administrative Costs**

General and administrative expenses consist of employee-related expenses for personnel in the Company's executive, finance and accounting, facilities, legal, human resources, and management information systems functions, as well as other administrative employees. In addition, general and administrative expenses include fees related to third-party legal counsel, fees related to accounting, tax and audit costs, office facilities costs, software subscription costs, and other corporate costs.

#### **Employee Benefit Plan**

The Company has a qualified retirement plan which covers all employees who meet certain eligibility requirements. Plan matching contributions, discretionary profit-sharing contributions, and qualified nonelective contributions may be made to the 401(k) salary deferral plan at the discretion of the Company's Board of Directors. The Company did not make any matching contributions, discretionary profit-sharing contributions and/or qualified nonelective contributions during the years ended December 31, 2024 and 2023.

**Spire Global, Inc.**  
**Notes to Consolidated Financial Statements**  
**December 31, 2024 and 2023**

*(In thousands, except shares and per share data, unless otherwise noted)*

The Company has defined contribution pension plans at its foreign subsidiaries which cover all employees who meet certain eligibility requirements. The contributions made by the Company under these plans were \$807 and \$1,838 during the years ended December 31, 2024 and 2023, respectively.

### **Stock-Based Compensation**

The Company has an equity incentive plan under which the Company grants stock-based awards to employees and non-employees. The Company accounts for stock-based awards in accordance with ASC 718, Stock-Based Compensation, which requires the measurement and recognition of compensation expense, based on estimated fair values, for all stock-based awards made to employees and non-employees. For stock options, the fair value is calculated using the Black-Scholes option pricing model. The Black-Scholes option pricing model requires the input of assumptions, including the fair value of the underlying Class A common stock, the expected term of the option, the expected volatility of the price of the Company's Class A common stock, risk-free interest rates, and the expected dividend yield of the Company's Class A common stock. For restricted stock units ("RSU") with service-based vesting conditions, the fair value is calculated based upon the Company's closing stock price on the date of grant using the intrinsic value method. Stock-based compensation expense is recognized on a straight-line basis over the requisite service period and forfeitures are accounted for as they occur.

Key assumptions used in the determination of fair value for stock options are as follows:

- **Expected term.** Because of the lack of sufficient historical data, the Company uses the simple average of the vesting period and the contractual term to estimate the period the stock options are expected to be outstanding.
- **Expected volatility.** The Company determines the expected stock price volatility based on the historical volatility of the Company's Class A common stock and the historical volatilities of an industry peer group.
- **Expected dividend yield.** The Company does not use a dividend rate due to the fact that the Company has never declared or paid cash dividends on its Class A common stock and does not anticipate doing so in the foreseeable future.
- **Risk-free interest rate.** The Company bases its interest rate on a treasury instrument for which the term is consistent with the expected life of the stock options.

### **Income Taxes**

The Company was incorporated in the state of Delaware as a C corporation. Deferred income taxes of the Company are provided on the liability method whereby deferred tax assets are recognized for deductible temporary differences and operating loss and tax credit carryforwards and deferred tax liabilities are recognized for taxable temporary differences. Temporary differences are the differences between the reported amounts of assets and liabilities and their tax basis. Deferred tax assets and liabilities are adjusted for the effects of changes in tax laws and rates on the date of enactment. All deferred tax assets and liabilities within each particular tax jurisdiction are offset and presented as a noncurrent deferred tax asset or liability. Deferred tax assets are reduced by a valuation allowance when, in the opinion of management, it is more likely than not that some portion or all of the deferred tax assets will not be realized. The factors used to assess the likelihood of realization include the history of taxable income or loss, forecasts of future taxable income and available tax planning strategies that could be implemented to realize net deferred tax assets.

The Company accounts for uncertainty in income taxes in accordance with ASC 740-10, Income Taxes, which addresses the determination of whether tax benefits claimed or expected to be claimed on a tax return, should be recorded in the consolidated financial statements. Under this guidance, the Company may recognize the tax benefit from an uncertain tax position only if it is more likely than not that the tax position will be sustained upon examination by taxing authorities, based on the technical merits of the position. The tax benefits recognized in the consolidated financial statements from such a position are measured based on the largest benefit that has a greater than 50% likelihood of being realized upon ultimate settlement. The Company recognizes interest accrued related to unrecognized tax benefits in interest expense and penalties, if any, as a component of income tax expense on the consolidated statements of operations.

Beginning in 2022, the Tax Cuts and Jobs Act (the "Tax Act") requires taxpayers to capitalize research and development expenses with amortization periods over five years for U.S. and fifteen years for foreign, which reduced the Company's taxable loss, and created a new deferred tax asset for capitalized research and development costs, and corresponding adjustments to tax

**Spire Global, Inc.**  
**Notes to Consolidated Financial Statements**  
**December 31, 2024 and 2023**

*(In thousands, except shares and per share data, unless otherwise noted)*

on foreign source income through global intangible low-taxed income ("GILTI"), all of which have been accounted for in determining the Company's tax provision or benefit.

The Company reports income taxes in accordance with Financial Accounting Standards Board ("FASB") ASC 740, Income Taxes, which requires an asset and liability approach in accounting for income taxes. Deferred tax assets and liabilities are recognized for the future tax consequences attributable to differences between the financial statement carrying amounts of existing assets and liabilities and their respective tax bases, as well as net operating loss and tax credit carryforwards. Deferred tax amounts are determined by using the enacted tax rates expected to be in effect when the temporary differences are expected to be recovered or settled. The effect on deferred tax assets and liabilities of a change in tax rates is recognized in income in the period that includes the enactment date. A valuation allowance reduces the deferred tax assets to the amount that is more likely than not to be realized.

### **Related Parties**

In conjunction with the Company's acquisition of exactEarth in November 2021, Myriota Pty Ltd ("Myriota"), an existing Spire customer, became a related party as a result of exactEarth's approximately 10.6% ownership of Myriota. As of December 31, 2024, the Company's investment in Myriota, in the amount of \$858, was included in other long-term assets on the consolidated balance sheets. The Company accounts for this investment using the equity method of accounting. The Company's share of earnings or losses on the investment is recorded based on a one-month lag, due to the timing of receipt of financial statements from Myriota, as a component of other expense, net in the consolidated statements of operations. The Company generated \$642 and \$897 in revenue from Myriota during the years ended December 31, 2024 and 2023, respectively, and had \$52 of accounts receivable as of December 31, 2024 and no accounts receivable as of December 31, 2023, from Myriota.

### **Comprehensive Loss**

Comprehensive loss is comprised of net loss and other comprehensive loss consisting of foreign currency translation adjustments and net unrealized gain and loss on investments.

### **Net Loss Per Share**

The Company follows the two-class method when computing net income (loss) per share as the Company has issued shares that meet the definition of participating securities. The Company has two types of common stock, Class A and Class B. Class B common stock has no economic rights, and therefore has been excluded from the computation of basic and diluted net loss per share. The two-class method determines net income (loss) per share for each class of common and participating securities according to dividends declared, if any, and participating rights in undistributed earnings. The two-class method requires income available to common stockholders for the period to be allocated between common and participating securities based upon their respective rights to receive dividends as if all income for the period had been distributed.

Basic net income (loss) per share is computed by dividing the net income (loss) by the weighted-average number of common shares outstanding during the period. Diluted net income (loss) is computed by adjusting net income (loss) to reallocate undistributed earnings based on the potential impact of dilutive securities. Diluted net income (loss) per share is computed by dividing the diluted net income (loss) by the weighted-average number of common shares outstanding during the period, including potential dilutive common shares assuming the dilutive effect of common stock equivalents.

### **JOBS Act Accounting Election**

The Company is provided the option to adopt new or revised accounting guidance under the requirements provided to an "emerging growth company" under the JOBS Act either (1) within the same periods as those otherwise applicable to public business entities, or (2) within the same time periods as non-public business entities, including early adoption when permissible. With the exception of certain accounting standards where the Company elected to early adopt when permissible, the Company has elected to adopt new or revised accounting guidance within the same time period as non-public business entities, as indicated below.

**Spire Global, Inc.**  
**Notes to Consolidated Financial Statements**  
**December 31, 2024 and 2023**

*(In thousands, except shares and per share data, unless otherwise noted)*

**Accounting Pronouncements Recently Adopted**

In March 2023, the Financial Accounting Standards Board (“FASB”) issued Accounting Standards Update (“ASU”) 2023-01, Leases – Common Control Arrangements (Topic 842), to improve the accounting for amortizing leasehold improvements associated with arrangements between entities under common control. The amendment requires that leasehold improvements be amortized by the lessee over the useful life of the leasehold improvements to the common control group (regardless of the lease term) as long as the lessee controls the use of the underlying asset through a lease. Additionally, leasehold improvements should be accounted for as a transfer between entities under common control through an adjustment to equity when the lessee no longer controls the use of the underlying asset. The amendments in this update are effective for financial statements issued for annual periods beginning after December 15, 2023, with early adoption permitted. The adoption of ASU 2023-01 as of January 1, 2024, did not impact the Company’s consolidated financial statements.

In August 2023, the FASB issued ASU 2023-05, Business Combinations – Joint Venture Formations (Subtopic 805-60): Recognition and Initial Measurement. The amendments in this ASU are intended to facilitate consistency in the application of accounting guidance upon the formation of entities qualifying as joint ventures (“JVs”). This ASU generally requires the use of business combinations accounting at the JV formation date, which would result in the contributed assets/liabilities being revalued to fair value and potentially result in the recognition of goodwill and other intangibles on the JV’s financial statements. However, this ASU does not alter the ongoing accounting for the JV’s operations. This guidance is effective for JVs with formation dates on or after January 1, 2025. The adoption of ASU 2023-05 as of January 1, 2024, did not impact the Company’s consolidated financial statements.

In November 2023, the FASB issued ASU 2023-07, Segment Reporting - Improvements to Reportable Segment Disclosures (Topic 280), to improve reportable segment disclosure requirements, primarily through enhanced disclosures about significant segment expenses. The amendments enhance interim disclosure requirements, clarify circumstances in which an entity can disclose multiple segment measures of profit or loss, provide new segment disclosure requirements for entities within a single reportable segment, and contain other disclosure requirements. The ASU is effective for fiscal years beginning after December 15, 2023, and interim periods within fiscal years beginning after December 15, 2024. Early adoption is permitted and will be applied retrospectively to all prior periods presented in the financial statements. The Company adopted this ASU for its 2024 annual period with the comparative periods updated to reflect additional disclosures. See Note 15 for further details.

**Accounting Pronouncements Not Yet Adopted**

In December 2023, the FASB issued ASU 2023-9, Income Taxes (Topic 740): Improvements to Income Tax Disclosures, which includes amendments that further enhance income tax disclosures, primarily through standardization and disaggregation of rate reconciliation categories and income taxes paid by jurisdiction. The guidance is effective for annual reporting periods beginning after December 15, 2024, with early adoption permitted, and should be applied prospectively or retrospectively. The Company is currently evaluating the ASU to determine its impact on the Company’s disclosures.

In March 2024, the SEC adopted final rules under SEC Release No. 33-11275, The Enhancement and Standardization of Climate-Related Disclosures for Investors, which will require registrants to provide certain climate-related information in their annual reports and registration statements. The rules will require disclosure of material climate-related risks, how the board of directors and management oversee and manage such risks, and the actual and potential impact of such risks on the registrant. It will also require disclosure about material climate-related targets and goals, and the financial impact of severe weather events and other natural conditions in the notes to audited financial statements. In April 2024, the SEC voluntarily stayed the final rule as a result of pending legal challenges. The disclosure requirements will apply at the earliest to reports for the Company’s fiscal year ended December 31, 2025 (or potentially later depending on the Company’s filer status at the time), pending resolution of the stay. The Company is currently evaluating the impact on the Company’s disclosures.

In November 2024, the FASB issued ASU 2024-03, Income Statement-Reporting Comprehensive Income-Expense Disaggregation Disclosures (Subtopic 220-40). Additionally, in January 2025, the FASB issued ASU 2025-01 to clarify the effective date of ASU 2024-03. The standard provides guidance to expand disclosures related to the disaggregation of income statement expenses. The standard requires, in the notes to the financial statements, disclosure of specified information about certain costs and expenses, which includes purchases of inventory, employee compensation, depreciation and intangible asset amortization included in each relevant expense caption. This guidance is effective for fiscal years beginning after December 15, 2026, and interim periods within annual reporting periods beginning after December 15, 2027, on a retrospective or prospective basis, with early adoption permitted. The Company is currently evaluating the impact on the Company’s disclosures.

**Spire Global, Inc.****Notes to Consolidated Financial Statements****December 31, 2024 and 2023***(In thousands, except shares and per share data, unless otherwise noted)***3. Revenue, Contract Assets, Contract Liabilities and Remaining Performance Obligations****Disaggregation of Revenue**

Revenue from subscription-based contracts was \$77,170, representing 70% of total revenue for the year ended December 31, 2024. Revenue from subscription-based contracts was \$71,754, representing 74% of total revenue for the year ended December 31, 2023. Revenue from non-subscription-based contracts was \$33,281, representing 30% of total revenue for the year ended December 31, 2024. Revenue from non-subscription-based contracts was \$25,858, representing 26% of total revenue for the year ended December 31, 2023.

The following revenue disaggregated by geography was recognized:

	Year Ended December 31, 2024		Year Ended December 31, 2023	
Americas <sup>(1)</sup>	\$ 62,711	57%	\$ 48,652	50%
EMEA <sup>(2)</sup>	39,706	36%	35,458	36%
Asia Pacific	8,034	7%	13,502	14%
Total	<u>\$ 110,451</u>	<u>100%</u>	<u>\$ 97,612</u>	<u>100%</u>

(1) U.S. represented 43% and 41% for the years ended December 31, 2024 and 2023, respectively, and Canada represented 14% for the year ended December 31, 2024.

(2) United Kingdom represented 12% and 13% for the years ended December 31, 2024 and 2023, respectively.

**Contract Assets**

At December 31, 2024, contract assets of \$785 were reported in contract assets on the Company's consolidated balance sheets. At December 31, 2023, contract assets were \$4,917, of which \$4,718 was reported in contract assets, and \$199 in other long-term assets, including restricted cash on the Company's consolidated balance sheets.

Changes in contract assets were as follows:

	2024		2023	
Balance as of January 1	\$ 4,917		\$ 2,881	
Contract assets recorded during the year	659		4,917	
Reclassified to accounts receivable	(4,696)		(2,927)	
Other	(95)		46	
Balance as of December 31	<u>\$ 785</u>		<u>\$ 4,917</u>	

**Contract Liabilities**

At December 31, 2024, contract liabilities were \$45,526, of which \$22,037 was reported in contract liabilities, current portion, and \$23,489 was reported in other long-term liabilities on the Company's consolidated balance sheets. At December 31, 2023, contract liabilities were \$49,101, of which \$31,178 was reported in contract liabilities, current portion, and \$17,923 was reported in other long-term liabilities on the Company's consolidated balance sheets.

Changes in contract liabilities were as follows:

	2024		2023	
Balance as of January 1	\$ 49,101		\$ 34,873	
Contract liabilities recorded during the year	32,757		34,409	
Revenue recognized during the period	(35,569)		(20,549)	
Other	(763)		368	
Balance as of December 31	<u>\$ 45,526</u>		<u>\$ 49,101</u>	

**Remaining Performance Obligations**

The Company has performance obligations associated with commitments in customer contracts for future services that have not yet been recognized as revenue. These commitments for future services exclude (i) contracts with an original term of one year or

**Spire Global, Inc.**  
**Notes to Consolidated Financial Statements**  
**December 31, 2024 and 2023**

*(In thousands, except shares and per share data, unless otherwise noted)*

less, and (ii) cancellable contracts. As of December 31, 2024, the amount not yet recognized as revenue from these commitments was \$216,436.

The Company expects to recognize its remaining performance obligations as of December 31, 2024, over the following periods:

	December 31, 2024	
1 to 12 months	\$ 67,901	31%
13 to 24 months	39,700	18%
25 to 36 months	31,896	15%
37 to 48 months	25,627	12%
Remaining	51,312	24%
Total	<u>\$ 216,436</u>	<u>100%</u>

**4. Other Balance Sheet Components**

Other current assets consisted of the following:

	December 31,	
	2024	2023
Technology and other prepaid contracts	\$ 838	\$ 9,874
Notes receivable	—	3,344
Other receivables	648	1,476
Prepaid insurance	1,076	487
Deferred contract costs	297	1,238
Other	419	429
Other current assets	<u>\$ 3,278</u>	<u>\$ 16,848</u>

Property and equipment, net consisted of the following:

	December 31,	
	2024	2023
Satellites in-service	\$ 32,768	\$ 59,751
Internally developed software	1,760	2,138
Ground stations in-service	4,978	4,444
Leasehold improvements	5,707	5,800
Machinery and equipment	5,479	4,787
Computer equipment	1,327	1,908
Computer software and website development	99	99
Furniture and fixtures	1,335	1,336
	<u>53,453</u>	<u>80,263</u>
Less: Accumulated depreciation and amortization	(25,748)	(36,326)
	<u>27,705</u>	<u>43,937</u>
Satellite, launch, and ground station work in progress	27,624	16,483
Finished satellites not yet placed in-service	8,009	26
Property and equipment, net	<u>\$ 63,338</u>	<u>\$ 60,446</u>

Depreciation and amortization expense related to property and equipment was \$18,501 and \$14,711 for the years ended December 31, 2024 and 2023, respectively. There was a loss from decommissioned satellites of \$3,447 and \$747 for the years ended December 31, 2024 and 2023, respectively.

**Spire Global, Inc.**  
**Notes to Consolidated Financial Statements**  
**December 31, 2024 and 2023**

(In thousands, except shares and per share data, unless otherwise noted)

Other accrued expenses consisted of the following:

	December 31,	
	2024	2023
Operating lease liabilities, current	\$ 3,260	\$ 3,506
Professional services	2,622	913
Accrued operating costs	1,829	1,088
Accrued interest	1,709	853
Legal matters	1,479	—
Software	792	754
Corporate and sales tax	120	285
Other	1,215	927
Other accrued expenses	<u>\$ 13,026</u>	<u>\$ 8,326</u>

**5. Goodwill and Intangible Assets**

The following table summarizes changes in goodwill balance:

Balance at December 31, 2023	\$ 51,155
Impact of foreign currency translation	(4,008)
Assets classified as held for sale	(32,412)
Balance at December 31, 2024	<u>\$ 14,735</u>

Intangible assets consisted of the following:

	December 31, 2024	
	Gross Carrying Amount	Accumulated Amortization
Developed technology	\$ 12,270	\$ (3,153)
Trade names	2,080	(1,282)
Patents	393	(345)
FCC licenses	480	(282)
	<u>\$ 15,223</u>	<u>\$ (5,062)</u>

	December 31, 2023	
	Gross Carrying Amount	Accumulated Amortization
Customer relationships	\$ 23,427	\$ (4,064)
Developed technology	13,313	(2,312)
Trade names	2,257	(940)
Backlog	3,117	(3,117)
Patents	419	(308)
FCC licenses	480	(249)
	<u>\$ 43,013</u>	<u>\$ (10,990)</u>

As of December 31, 2024, the weighted-average amortization period for developed technology was 8.9 years, trade names was 1.9 years, and patents and FCC licenses was 5.6 years. Amortization expense related to intangible assets was \$3,228 and \$3,518 for the years ended December 31, 2024 and 2023, respectively.

The Company did not recognize any impairment charges during the years ended December 31, 2024 and 2023. The patents asset balance included \$0 and \$57 of capitalized patent costs as of December 31, 2024 and 2023, respectively, that began amortization upon the issuance of an official patent right to the Company.

**Spire Global, Inc.**  
**Notes to Consolidated Financial Statements**  
**December 31, 2024 and 2023**

(In thousands, except shares and per share data, unless otherwise noted)

As of December 31, 2024, the expected future amortization expense of intangible assets is as follows:

Fiscal year ending December 31,	Future Amortization Expense
2025	\$ 1,493
2026	1,451
2027	1,062
2028	1,058
2029	1,056
Thereafter	4,041
	<u>\$ 10,161</u>

**6. Assets Held for Sale**

On November 13, 2024, the Company entered into the Purchase Agreement to sell its maritime business to Buyer for \$233,500 subject to certain adjustments.

The following table summarizes the carrying values of the assets and liabilities classified as held for sale in the Company's consolidated balance sheets as of December 31, 2024:

	December 31, 2024
<b>Assets:</b>	
Accounts receivable, net	\$ 2,591
Contract assets	927
Other current assets	1,002
Property, plant and equipment, net	106
Goodwill	32,412
Customer relationships, net	16,281
Other non-current assets	3,644
Total assets classified as held for sale	<u>\$ 56,963</u>
<b>Liabilities:</b>	
Accounts payable	\$ 787
Accrued wages and benefits	402
Other accrued expenses	1,014
Contract liabilities, current portion	5,444
Contract liabilities, non-current portion	20
Total liabilities associated with assets classified as held for sale	<u>\$ 7,667</u>
Net assets held for sale	<u>\$ 49,296</u>

The Company's satellite and ground station networks, including operations, and maritime contracts associated with the U.S. federal government will be retained by the Company at closing and are not included in the amounts presented above. The Company expects the transaction, which is subject to customary closing conditions and regulatory approvals, to close during the second quarter of 2025.

**7. Long-Term Debt**

Long-term debt consisted of the following:

	December 31,	
	2024	2023
Blue Torch term loan	\$ 98,446	\$ 117,996
Other	4,618	5,128
Total long-term debt	103,064	123,124
Less: Debt issuance costs	(4,510)	(9,011)
Less: Current portion of long-term debt	(93,936)	—
Non-current portion of long-term debt	<u>\$ 4,618</u>	<u>\$ 114,113</u>



**Spire Global, Inc.**  
**Notes to Consolidated Financial Statements**  
**December 31, 2024 and 2023**

*(In thousands, except shares and per share data, unless otherwise noted)*

The Company recorded \$20,347 and \$19,032 of interest expense, which included amortization of deferred issuance costs of \$4,477 and \$2,337 from long-term debt for the years ended December 31, 2024 and 2023, respectively.

As of December 31, 2024, the scheduled principal payments of long-term debt was as follows:

Fiscal year ending December 31,	Future Principal Payments
2025 <sup>(1)</sup>	\$ 98,446
2026	308
2027	308
2028	308
2029	308
Thereafter	3,387
Total debt payments	<u>\$ 103,065</u>

*(1) As of December 31, 2024, the Company was not in compliance with its leverage ratio and minimum liquidity financial covenants under the Blue Torch Financing Agreement; therefore, the debt is reflected as a current liability.*

**Blue Torch Credit Agreement**

On June 13, 2022, the Company, as borrower, and Spire Global Subsidiary, Inc. and Austin Satellite Design, LLC, as guarantors, entered into a Financing Agreement (the “Blue Torch Financing Agreement”) with Blue Torch, as administrative agent and collateral agent, and certain lenders (the “Lenders”). The Blue Torch Financing Agreement provides for, among other things, a term loan facility in an aggregate principal amount of up to \$120,000 (the “Blue Torch Credit Facility”). A portion of the proceeds of the term loan was used to repay the Company’s then-existing \$70,000 credit facility with FP Credit Partners, L.P., and the remainder of the proceeds of the term loan may be used for general corporate purposes.

The Blue Torch Credit Facility is scheduled to mature on June 13, 2026. Subject to certain exceptions, prepayments of principal under the Blue Torch Credit Facility will be subject to early termination fees in the amount of 3.0%, 2.0%, and 1.0% of the principal prepaid if prepayment occurs within the first, second and third years following the closing date, respectively, plus if prepayment would have occurred on or prior to the first anniversary of the closing date, a make-whole amount equal to the amount of interest that would have otherwise been payable through the maturity date of the Blue Torch Credit Facility.

The \$120,000 term loan was available and drawn at closing, of which \$19,735 was placed in an escrow account by Blue Torch with such amount to be released upon the Company achieving certain metrics related to annualized recurring revenue and a total annualized recurring revenue leverage ratio. These metrics were achieved and the \$19,735 was released from the escrow account and delivered to the Company in February 2023. The term loan accrues interest at a floating rate, to be based, at the Company's election, on either a reference rate or a 3-month Term Secured Overnight Financing Rate ("SOFR") (subject to a 1.0% floor), plus an interest rate margin of 7.0% for reference rate borrowings and 8.0% for 3-month Term SOFR borrowings, plus an incremental Term SOFR margin of 0.26161%. The Company elected the Term SOFR rate which was 12.6571% as of December 31, 2024. Principal on the term loan is only payable at maturity and interest on the term loan is due and payable quarterly for Term SOFR borrowings. The Company is also required to pay other customary fees and costs in connection with the Blue Torch Credit Facility, including a commitment fee in an amount equal to \$2,400 on the closing date, a \$250 annual agency fee and an exit fee of \$1,800 upon termination of the Blue Torch Financing Agreement.

The Blue Torch Financing Agreement contains customary affirmative covenants and customary negative covenants limiting the Company's ability and the ability of its subsidiaries to, among other things, dispose of assets, undergo a change in control, merge or consolidate, make acquisitions, incur debt, incur liens, pay dividends, repurchase stock and make investments, in each case subject to certain exceptions. The Company must also comply with a maximum debt to annualized recurring revenue leverage ratio financial covenant tested monthly during the first two years of the Blue Torch Financing Agreement, a maximum debt to EBITDA leverage ratio financial covenant tested monthly during the third and fourth years of the Blue Torch Financing Agreement and a minimum liquidity financial covenant tested at all times

On September 27, 2023, the Company entered into the Waiver and Amendment No. 2 to Financing Agreement (the “Waiver and Amendment”) with Blue Torch and the Lenders, which amends the Blue Torch Financing Agreement to (a) waive an event of default under the Blue Torch Financing Agreement arising out of the total annualized recurring revenue leverage ratio being greater than the permitted ratio, (b) amend the financial covenants to provide covenant relief from the maximum debt to annualized recurring revenue leverage ratio and the maximum debt to EBITDA leverage ratio set forth in the Blue Torch Financing Agreement for future periods, and (c) provide for a second amendment exit fee. The second amendment exit fee is

**Spire Global, Inc.**  
**Notes to Consolidated Financial Statements**  
**December 31, 2024 and 2023**

*(In thousands, except shares and per share data, unless otherwise noted)*

\$1,800 (which is an amount equal to one and a half percent (1.50%) of the aggregate outstanding principal balance of the term loans on the effective date of the Waiver and Amendment), bears interest from the date of the Waiver and Amendment at Adjusted Term SOFR for a 3-month interest period plus the applicable margin under the Financing Agreement, and is payable by the Company in cash upon the termination of the Blue Torch Financing Agreement, either as a result of acceleration of the loans or at the final maturity date. The Waiver and Amendment required a repayment by the Company of \$2,500 of the outstanding principal balance of the term loans and a prepayment premium of \$50, which were paid on October 2, 2023. The Waiver and Amendment also requires additional reporting if the Company's liquidity level is less than \$35,000 at any time during a month and revises the minimum liquidity covenant to require liquidity of at least \$30,000 at all times, commencing on September 30, 2023, which in both cases represent a \$5,000 incremental change from the original requirements.

On June 13, 2022, in connection with the Blue Torch Financing Agreement, the Company issued warrants to Blue Torch, which were exercisable for an aggregate of 437,024 shares of the Company's Class A common stock with a per share exercise price of \$16.08 (the "2022 Blue Torch Warrants"). In addition, in connection with the closing of the financing, the Company paid Urgent Capital LLC, a Delaware limited liability company, a fee for introducing the Company to the Lenders, for the purpose of loan financing, in the amount equal to \$600 in cash and a warrant to purchase 24,834 fully paid and non-assessable shares of the Company's Class A common stock with a per share exercise price of \$16.88 (the "Urgent Warrants").

On September 27, 2023, in connection with the Waiver and Amendment, the Company and certain affiliates of Blue Torch amended and restated the 2022 Blue Torch Warrants to reduce the per share exercise price from \$16.08 to \$5.44. The Company also concurrently issued new warrants to certain Blue Torch affiliates that are exercisable for an additional 597,082 shares of the Company's Class A common stock at a per share exercise price of \$5.44 (the "2023 Blue Torch Warrants" and together with the 2022 Blue Torch Warrants and the Urgent Warrants, the "Credit Agreement Warrants").

The Company evaluated the Credit Agreement Warrants and concluded that they do not meet the criteria to be classified within stockholders' equity. The agreements governing the Credit Agreement Warrants include a provision that could result in a different settlement value for the Credit Agreement Warrants depending on their holder. Because the holder of an instrument is not an input into the pricing of a fixed-for-fixed option on the Company's Class A common stock, the Credit Agreement Warrants are not considered to be indexed to the Company's Class A common stock.

As the Credit Agreement Warrants meet the definition of a derivative, the Company recorded these warrants as liabilities on the consolidated balance sheets at fair value (Note 9) based on the Black-Scholes model as of June 13, 2022 and September 27, 2023 with inputs that include the Company's Class A common stock price in an actively traded market, making this fair value classified as a Level 2 financial instrument. The other significant assumptions used in the model are the exercise price, expected term, volatility, interest rate, and dividend yield. Subsequent changes in their respective fair values are recognized in the consolidated statements of operations at each reporting date. Changes in the fair value of the warrant liabilities will continue to be recognized until the warrants are exercised, expire, or qualify for equity classification.

The Company incurred \$4,591 of debt issuance costs, inclusive of fees paid to the Lenders, and issued Credit Agreement Warrants with an estimated fair value of \$6,157 at the date of issuance, the total of which has been presented as a deduction from the carrying amounts of the Blue Torch Credit Facility on the consolidated balance sheets and is being amortized to interest expense over the term of the Blue Torch Credit Facility.

The Credit Agreement Warrants may be exercised on a cashless basis. The Credit Agreement Warrants are exercisable for a term beginning on the date of issuance and ending on the earlier to occur of ten years from the date of issuance or the consummation of certain of the Company's acquisitions as set forth in the Credit Agreement Warrants. The number of shares for which the Credit Agreement Warrants are exercisable and the associated exercise price are subject to certain proportional adjustments as set forth in the Credit Agreement Warrants.

On April 8, 2024, the Company entered into Amendment No. 3 to Financing Agreement (the "Third Amendment") with Blue Torch and the Lenders, which amends the Blue Torch Financing Agreement to (i) increase the maximum debt to EBITDA leverage ratio for the monthly periods ending June 30, 2024, July 31, 2024, and August 31, 2024, and to decrease the maximum permitted ratio thereafter, and (ii) amend the minimum liquidity covenant to require liquidity of at least \$20,000 at all times, commencing on April 8, 2024, which represents a \$10,000 decrease from the requirement in effect immediately prior to the effective date of the Third Amendment. On April 8, 2024, in accordance with the terms of the Third Amendment, the Company made a prepayment to Blue Torch of \$10,000 in principal, plus an early termination fee of \$200.

**Spire Global, Inc.**  
**Notes to Consolidated Financial Statements**  
**December 31, 2024 and 2023**

*(In thousands, except shares and per share data, unless otherwise noted)*

On August 27, 2024, the Company entered into Waiver and Amendment No. 4 to Financing Agreement (the "Fourth Amendment") with Blue Torch and the Lenders, which amends the Blue Torch Financing Agreement to (i) waive events of default under the Blue Torch Financing Agreement arising out of the maximum debt to EBITDA leverage ratio being greater than the ratio permitted by the Blue Torch Financing Agreement and the failure to deliver the financial statements for the fiscal quarter ended June 30, 2024 required by the Blue Torch Financing Agreement, (ii) amend the financial covenants in the Blue Torch Financing Agreement to provide immediate covenant relief from the leverage ratios set forth in the Blue Torch Financing Agreement and extend the duration of the annualized recurring revenue (ARR) leverage ratio through December 31, 2024, and (iii) provide for a fourth amendment fee. The fourth amendment fee is in an amount equal to three and a half percent (3.50%) of the aggregate outstanding principal balance of the term loans on the effective date of the Fourth Amendment, bears interest from the date of the Fourth Amendment at Adjusted Term SOFR for a 3-month interest period plus the applicable margin under the Blue Torch Financing Agreement, and shall be paid-in-kind and added to the principal balance of the term loans. On August 27, 2024, in accordance with the terms of the Fourth Amendment, the Company made a prepayment to Blue Torch of \$10,000 in principal, plus an early termination fee of \$100.

On November 11, 2024, the Company and Blue Torch entered into a forbearance agreement (the "Forbearance Agreement"), pursuant to which each of the lenders party to the Blue Torch Financing Agreement agreed not to exercise their default-related rights and remedies with respect to certain events of default related to the failure to deliver quarterly financial information as of and for the periods ended June 30, 2024 that was required to be provided to the lenders by October 31, 2024, the leverage ratio being greater than required as of June 30, 2024 and our anticipated failure to file the financial statements for the fiscal quarter ended September 30, 2024 with the SEC by November 15, 2024 (collectively, the "Specified Defaults"), until the earliest to occur of (A) the occurrence of any other event of default other than the Specified Defaults, (B) the date on which Blue Torch delivered a notice terminating the forbearance period, which notice could have been delivered at any time upon or after the occurrence of an additional event of default or any breach of the Forbearance Agreement or (C) 11:59 p.m. Eastern Time on December 24, 2024.

As the Company was not in compliance with its leverage ratio and minimum liquidity financial covenants and SEC periodic filing requirement non-financial covenant under the Blue Torch Financing Agreement, the balance due was reflected as a current liability in the consolidated balance sheets as of December 31, 2024.

#### **Government Loan**

In November 2021, the Company completed the Acquisition and assumed an interest free loan agreement with the Strategic Innovation Fund ("SIF") which was recorded at an amount equal to the proceeds received. Under this agreement and subsequent amendment, the Company was eligible to receive funding for certain expenditures incurred from February 13, 2018 to May 12, 2023, up to a maximum of \$5,701. Related to the SIF loan agreement, \$4,618 and \$5,128 was included in long-term debt, non-current on the consolidated balance sheets as of December 31, 2024 and 2023, respectively. Any amount outstanding under this loan is repayable in 15 annual payments beginning February 28, 2026 and has a stated interest rate of zero.

#### **8. Leases**

Approximately 80% of the Company's ROU assets and lease liabilities relate to office facilities leases, with the remaining amounts representing primarily ground station leases. The leases have various expiration dates through 2031. Certain of the Company's lease agreements include escalating lease payments. Additionally, certain lease agreements contain renewal provisions and other provisions which require the Company to pay taxes, insurance, or maintenance costs. These payments are generally variable and are expensed as incurred on the consolidated statements of operations.

Lease expenses were \$4,454 and \$4,172 for the years ended December 31, 2024 and 2023, respectively. Aggregate variable lease expenses and short-term lease expenses were \$1,274 and \$613, for the years ended December 31, 2024 and 2023, respectively.

**Spire Global, Inc.**  
**Notes to Consolidated Financial Statements**  
**December 31, 2024 and 2023**

*(In thousands, except shares and per share data, unless otherwise noted)*

The following table provides the required information regarding the Company's leases for which the Company is the lessee:

	December 31,	
	2024	2023
<b>Assets</b>		
ROU assets	\$ 11,074	\$ 14,921
<b>Liabilities</b>		
Current	\$ 3,260	\$ 3,506
Non-current	9,598	13,079
Total lease liabilities	\$ 12,858	\$ 16,585
Weighted-average remaining lease term (years)	4.8	5.4
Weighted-average discount rate	9%	8%

As of December 31, 2024, the maturity of operating leases liabilities are as follows:

Fiscal year ending December 31,	
2025	\$ 4,195
2026	3,599
2027	2,498
2028	1,829
2029	1,551
Thereafter	1,928
Total lease payments	15,600
Less: Interest on lease payments	(2,742)
Present value of lease liabilities	\$ 12,858

Operating cash flows paid were \$4,720 and \$2,782 included in the measurement of operating lease liabilities for the years ended December 31, 2024 and 2023, respectively, and were included in net cash used in operating activities in the consolidated statements of cash flows. Amortization of ROU assets was \$4,843 and \$2,928 for the years ended December 31, 2024 and 2023, respectively.

**Spire Global, Inc.****Notes to Consolidated Financial Statements****December 31, 2024 and 2023***(In thousands, except shares and per share data, unless otherwise noted)***9. Fair Value Measurement****Assets and Liabilities Measured at Fair Value on a Recurring Basis**

The following tables present the Company's fair value hierarchy for its financial instruments that are measured at fair value on a recurring basis:

	December 31, 2024			Total
	Level 1	Level 2	Level 3	
<b>Assets:</b>				
Cash and cash equivalents:				
Money market funds	\$ 3,157	\$ —	\$ —	\$ 3,157
	<u>\$ 3,157</u>	<u>\$ —</u>	<u>\$ —</u>	<u>\$ 3,157</u>
Long-term liabilities:				
Credit Agreement Warrants	\$ —	\$ 13,641	\$ —	\$ 13,641
Contingent earnout liability	—	—	1,455	1,455
	<u>\$ —</u>	<u>\$ 13,641</u>	<u>\$ 1,455</u>	<u>\$ 15,096</u>
	December 31, 2023			Total
	Level 1	Level 2	Level 3	
<b>Assets:</b>				
Cash and cash equivalents:				
Money market funds	\$ 10,114	\$ —	\$ —	\$ 10,114
	<u>\$ 10,114</u>	<u>\$ —</u>	<u>\$ —</u>	<u>\$ 10,114</u>
Marketable securities:				
U.S. treasury bills and bonds	\$ 8,840	\$ —	\$ —	\$ 8,840
Commercial paper	—	1,395	—	1,395
U.S. government and agency securities	—	1,491	—	1,491
	<u>\$ 8,840</u>	<u>\$ 2,886</u>	<u>\$ —</u>	<u>\$ 11,726</u>
Long-term liabilities:				
Credit Agreement Warrants	\$ —	\$ 5,988	\$ —	\$ 5,988
Contingent earnout liability	—	—	220	220
	<u>\$ —</u>	<u>\$ 5,988</u>	<u>\$ 220</u>	<u>\$ 6,208</u>

**Financial Assets**

The Company values its Level 1 assets, consisting of money market funds and U.S. treasury bills and bonds, using quoted prices in active markets for identical instruments.

Financial assets whose fair values that are measured on a recurring basis using Level 2 inputs consist of commercial paper, corporate bonds, and U.S. government and agency securities. The Company measures the fair values of these assets with the help of a pricing service that either provides quoted market prices in active markets for identical or similar securities or uses observable inputs for their pricing without applying significant adjustments.

**Public and Private Placement Warrants**

The Company assumed 1,437,499 publicly-traded warrants ("Public Warrants") and 825,000 private placement warrants issued by NavSight ("Private Warrants" and, together with the Public Warrants, the "Warrants") upon the Merger, all of which were issued in connection with NavSight's initial public offering and entitled the holder to purchase one share of the Company's Class A common stock at an exercise price of \$92.00 per share. The fair value of the Public Warrants was based on the quoted market price and was classified as a Level 1 financial instrument.

In November 2022, the Company announced the commencement of an exchange offer (the "Offer") and consent solicitation relating to all holders of the Warrants to receive 0.2 shares of Class A common stock in exchange for each outstanding Warrant

**Spire Global, Inc.**  
**Notes to Consolidated Financial Statements**  
**December 31, 2024 and 2023**

*(In thousands, except shares and per share data, unless otherwise noted)*

tendered by the holder. On December 19, 2022, a total of 2,069,561 Warrants were tendered and exchanged for 413,910 shares of Class A common stock.

Concurrently with the Offer, the Company solicited consents from holders of the Public Warrants to amend the Warrant Agreement to permit the Company to require that each Warrant that was outstanding upon the closing of the Offer be exchanged for 0.18 shares of Class A common stock, which is a ratio 10% less than the exchange ratio applicable to the Offer (such amendment, the “Warrant Amendment”). The Warrant Amendment was approved because consents were received from holders of more than 65% of the Company’s outstanding Public Warrants. On December 19, 2022, the Company exercised its right to acquire and retire all remaining outstanding Public Warrants in exchange for shares of Class A common stock in accordance with the terms of the Warrant Amendment. The remaining 192,936 Public Warrants were exchanged on January 4, 2023 for 34,728 shares of the Company’s Class A common stock. Following the exchange, none of the Warrants remain outstanding.

**Credit Agreement Warrants**

On June 13, 2022, in connection with the Blue Torch Financing Agreement, the Company issued the 2022 Blue Torch Warrants to Blue Torch, which were exercisable for an aggregate of 437,024 shares of the Company’s Class A common stock with a per share exercise price of \$16.08. Additionally, in connection with the closing of the financing, the Company issued the Urgent Warrants to Urgent Capital LLC for introducing the Company to the Lenders, which is exercisable for an aggregate of 24,834 shares of the Company’s Class A common stock with a per share exercise price of \$16.08.

On September 27, 2023, in connection with the Waiver and Amendment, the Company and certain affiliates of Blue Torch amended and restated the 2022 Blue Torch Warrants to reduce the per share exercise price from \$16.08 to \$5.44. The Company also concurrently issued the 2023 Blue Torch Warrants to those affiliates that are exercisable for an additional 597,082 shares of the Company’s Class A common stock at a per share exercise price of \$5.44.

The fair value of the Credit Agreement Warrants is estimated using the Black-Scholes model with inputs that include the Company’s Class A common stock price in an actively traded market, making this fair value classified as a Level 2 financial instrument. The other significant assumptions used in the model are the exercise price, expected term, volatility, interest rate, and expected dividend yield.

The table below quantifies the significant inputs used for the Credit Agreement Warrants:

	December 31, 2024	December 31, 2023
Fair value of the Company’s Class A common stock	\$ 14.07	\$ 7.82
Exercise price	\$ 5.44 - 16.08	\$ 5.44 - 16.08
Risk-free interest rate	4.48%	3.88%
Expected volatility factor	96.0%	55.0%
Expected dividend yield	—%	—%
Remaining contractual term (in years)	7.4 - 8.7	8.5 - 9.7

**Securities Purchase Agreement Warrants**

On March 21, 2024, the Company entered into a Securities Purchase Agreement with the Investors, pursuant to which the Company issued and sold in the Offering, (i) an aggregate of 2,142,858 shares of Class A common stock and (ii) Securities Purchase Agreement Warrants exercisable for an aggregate of 2,142,858 shares of Class A common stock to the Investors. Each share of Class A common stock and accompanying Securities Purchase Agreement Warrant to purchase one share of Class A common stock was sold at an offering price of \$14.00. The aggregate gross proceeds to the Company from the Offering totaled \$30,000 before deducting the placement agent’s fees and related offering expenses. The Securities Purchase Agreement Warrants had an exercise price equal to \$14.50 per share of Class A common stock, were exercisable for a term beginning on March 25, 2024 and expired on July 3, 2024, with no warrants exercised. The warrant liability relating to the Securities Purchase Agreement Warrants was reversed as of June 30, 2024, since the Company’s per share market value as of June 30, 2024, was below the exercise price of such warrants.

**Spire Global, Inc.**

**Notes to Consolidated Financial Statements**

**December 31, 2024 and 2023**

*(In thousands, except shares and per share data, unless otherwise noted)*

**Contingent Earnout Liability**

In connection with the Merger, eligible Spire equity holders are entitled to receive additional shares of the Company's Class A common stock upon the achievement of certain earnout triggering events. The estimated fair value of the contingent earnout liability is determined using a Monte Carlo simulation using a distribution of potential outcomes on a monthly basis over the earnout period, which is a period up to five years post-closing of the Merger, prioritizing the most reliable information available, making this fair value classified as a Level 3 liability. The assumptions utilized in the calculation are based on the achievement of certain stock price milestones, including the current price of the Company's Class A common stock, expected volatility, risk-free interest rate, expected term and expected dividend yield.

The table below quantifies the significant inputs used for the contingent earnout liability:

	December 31, 2024	December 31, 2023
Fair value of the Company's Class A common stock	\$ 14.07	\$ 7.82
Risk-free interest rate	4.22%	4.09%
Expected volatility factor	96.0%	55.0%
Earnout expiration date	August 16, 2026	August 16, 2026

The following table presents a summary of the changes in the fair value of the Company's Level 3 financial instruments that are measured at fair value on a recurring basis:

	Contingent Earnout Liability
Fair value as of December 31, 2023	\$ 220
Change in fair value of contingent earnout liability	1,235
Fair value as of December 31, 2024	<u>\$ 1,455</u>

**Cash and Cash Equivalents and Marketable Securities**

The following tables summarize the Company's cash, cash equivalents and available-for-sale securities by significant marketable securities category:

	December 31, 2024			
	Amortized Cost	Unrealized Gains	Unrealized Losses	Fair Value
<b>Cash and cash equivalents:</b>				
Cash	\$ 16,049	\$ —	\$ —	\$ 16,049
<b>Cash equivalents:</b>				
Money market funds	3,157	—	—	3,157
	<u>\$ 19,206</u>	<u>\$ —</u>	<u>\$ —</u>	<u>\$ 19,206</u>
<b>December 31, 2023</b>				
	Amortized Cost	Unrealized Gains	Unrealized Losses	Fair Value
<b>Cash and cash equivalents:</b>				
Cash	\$ 19,022	\$ —	\$ —	\$ 19,022
<b>Cash equivalents:</b>				
Money market funds	10,114	—	—	10,114
	<u>\$ 29,136</u>	<u>\$ —</u>	<u>\$ —</u>	<u>\$ 29,136</u>
<b>Marketable Securities:</b>				
U.S. treasury bills and bonds	\$ 8,838	\$ 2	\$ —	\$ 8,840
Commercial paper	1,395	—	—	1,395
U.S. government and agency securities	1,492	—	(1)	1,491
	<u>\$ 11,725</u>	<u>\$ 2</u>	<u>\$ (1)</u>	<u>\$ 11,726</u>

**Spire Global, Inc.**  
**Notes to Consolidated Financial Statements**  
**December 31, 2024 and 2023**

*(In thousands, except shares and per share data, unless otherwise noted)*

In accordance with the Company's investment policy, investments are placed in investment grade securities with high credit quality issuers, and generally limit the amount of credit exposure to any one issuer. The Company evaluates securities for impairment at the end of each reporting period. The Company did not record any impairment charges related to its available-for-sale securities during the years ended December 31, 2024 and 2023.

**10. Commitments and Contingencies**

**L3Harris Commitment**

In conjunction with the Acquisition, the Company acquired the agreement (the "L3Harris Agreement") with L3Harris Technologies, Inc. ("L3Harris") to receive satellite automatic identification system ("S-AIS") data from the L3Harris AppStar payloads on-board Iridium NEXT Constellation, Iridium's Real-Time Second-Generation satellite constellation with 58 AppStar payloads. Under the Amended and Restated L3Harris Agreement dated January 21, 2020 (the "A&R L3Harris Agreement"), the Company incurs a fixed fee of \$358 per month. The A&R L3Harris Agreement expires on August 7, 2031.

Under the A&R L3Harris Agreement, the Company will pay a 30% share of S-AIS data revenues for the portion of exactEarth annual S-AIS data revenue which is in excess of \$16,000. No revenue share was owed to L3Harris under the A&R L3Harris Agreement, with respect to AIS Analytics sales, during the years ended December 31, 2024 and 2023. The Company recognized \$4,952 and \$5,059 in cost of revenue in the consolidated statements of operations for costs incurred to acquire exclusive access rights to data generated from satellites for the years ended December 31, 2024 and 2023, respectively.

The following table summarizes the operational fees commitment under the A&R L3Harris Agreement, which includes the fixed payment obligations to L3Harris:

<b>Fiscal year ending December 31,</b>	<b>Future Payment Obligations</b>
2025	\$ 4,300
2026	4,300
2027	4,300
2028	4,300
2029	4,300
Thereafter	6,889
	<u>\$ 28,389</u>

**Litigation**

At times, the Company is party to various claims and legal actions arising in the normal course of business. Although the ultimate outcome of these matters is not presently determinable, management believes that the resolution of all such pending matters, based on an assessment of the current facts and circumstances, will not have a material adverse effect on the Company's business, results of operations, financial condition or cash flows; however, there can be no assurance that the ultimate resolution of these matters will not have a material impact on the Company's consolidated financial statements in any period.

**Stockholder Litigation**

On August 20, 2024, the Company and two of its executive officers were named as defendants in a purported federal securities law class action filed in the United States District Court for the Eastern District of Virginia, captioned Michal Bouso v. Spire Global, Inc. et al., Court File No. 1:24-cv-1458 (the "Bouso Lawsuit"). On October 14, 2024, a second plaintiff filed a similar lawsuit against the Company and three current or former executive officers, also in the United States District Court for the Eastern District of Virginia, captioned Kohei Tagawa v. Spire Global, Inc. et al., Court File No. 1:24-cv-1810 (the "Tagawa Lawsuit"). On November 22, 2024, the court consolidated the Bouso Lawsuit and the Tagawa Lawsuit, appointed Michal Bouso as lead plaintiff, and renamed the case to "In re Spire Global, Inc. Securities Litigation," Master File No. 1:24-cv-1458-MSN-WEF (the "Master Securities Lawsuit"). On December 23, 2024, the plaintiff filed an amended complaint in the Master Securities Lawsuit, which alleges violations of Sections 10(b) and 20(a) of the Exchange Act (and Rule 10b-5 thereunder),



**Spire Global, Inc.**  
**Notes to Consolidated Financial Statements**  
**December 31, 2024 and 2023**

*(In thousands, except shares and per share data, unless otherwise noted)*

arising from or relating to our announcements in August 2024 that certain of the Company's previously issued audited and unaudited financial statements should not be relied upon. Plaintiff alleges that the Company and the individual defendants made false or misleading statements relating to (1) how revenue was recognized for pre-space services for certain space contracts, and (2) how costs for certain contracts were characterized. The plaintiff seeks to represent a class of shareholders who purchased or otherwise acquired our common stock between May 11, 2022 and August 14, 2024. The plaintiff seeks damages and other relief, including attorneys' fees and costs. The defendants are vigorously defending this lawsuit. On January 22, 2025, the defendants moved to dismiss the amended complaint in its entirety. The court in the Master Securities Lawsuit held argument on the Company's motion to dismiss on March 14, 2025. After hearing argument from both sides, the court issued its order on the record dismissing the Master Securities Lawsuit without prejudice. The court granted the plaintiff 30 days to consider whether to amend.

On September 5, 2024, a stockholder derivative lawsuit was filed in the United States District Court for the Eastern District of Virginia, purportedly on behalf of the Company against certain of its officers and directors and the Company (as a nominal defendant), captioned *Lawrence Hollin v. Platzer et al.*, Court File No. 1:24-cv-01558 (the "*Hollin* Lawsuit"). On September 10, 2024, a second stockholder derivative lawsuit was filed in the United States District Court for the Eastern District of Virginia, also purportedly on behalf of the Company against certain of its officers and directors and the Company (as a nominal defendant), captioned *Richard Cobb v. Platzer et al.*, Court File No. 1:24-cv-01596 (the "*Cobb* Lawsuit"). On November 12, 2024, a third stockholder derivative lawsuit was filed in the United States District Court for the Eastern District of Virginia, also purportedly on behalf of the Company against certain of its officers and directors and the Company (as a nominal defendant) captioned *L. Robert Oros v. Platzer et al.*, 1:24-cv-02020 (the "*Oros* Lawsuit"). On November 14, 2024, the Court consolidated the *Hollin* Lawsuit and the *Cobb* Lawsuit and renamed the case to *In re Spire Global, Inc. Stockholder Derivative Litigation*, No. 1:24-cv-01596 (the "Master Derivative Case"). On December 2, 2024, the Court consolidated the *Oros* Lawsuit into the Master Derivative Case. The lawsuits in the Master Derivative Case arise out of the same subject matter as the Master Securities Lawsuit, and they allege some or all of the following claims: (1) breach of fiduciary duty; (2) gross mismanagement; (3) waste of corporate assets; (4) unjust enrichment; (5) as against the director defendants, violations of Section 14(a) of the Exchange Act and Rule 14a-9 promulgated thereunder; (6) as against the officer defendants, contribution under Sections 10(b) and 21D of the Exchange Act; and (7) aiding and abetting. Each of the lawsuits in the Master Derivative Case seeks damages and other relief, including attorneys' fees and costs. The Master Derivative Case is currently stayed pending the motion to dismiss in the Master Securities Lawsuit.

### **Share Purchase Agreement Litigation**

As previously disclosed, on November 13, 2024, we entered into a Purchase Agreement with the Buyer, pursuant to which the Company agreed to complete the Transactions. The maritime business to be sold pursuant to the Transactions does not include any part of the Company's satellite network or operations. The purchase price to be paid by Buyer to the Company at the closing of the Transactions is a cash payment based upon an enterprise value of \$233,500, subject to certain adjustments. The Transactions also include a twelve-month transition service and data provision agreement for \$7,500. The Purchase Agreement provides that the closing of the Transactions is subject to the satisfaction or waiver of certain closing conditions set forth in the Purchase Agreement.

The Company believes all conditions to closing contained in the Purchase Agreement have been satisfied or could be satisfied. Notwithstanding our notice to Buyer to that effect, Buyer has failed to consummate the closing. Buyer has cited various reasons for declining to close, which the Company has rejected. There is currently no governmental order in effect prohibiting closing and, in the Purchase Agreement, Buyer agreed to "use best efforts, and to take any and all actions necessary, to eliminate each and every impediment that is asserted" by relevant government entities so as to enable the parties to consummate the Transactions promptly. The Company believes that Buyer's failure to close is not consistent with the terms of the Purchase Agreement, which do not give Buyer the option to delay closing once all closing conditions have been met.

As a result of the foregoing, on February 10, 2025, the Company filed a complaint in the Delaware Court of Chancery against Buyer seeking a grant of specific performance ordering Buyer to satisfy its obligations under the Purchase Agreement and consummate the closing in accordance with the terms of the Purchase Agreement. In the complaint, the Company also requested a declaratory judgment declaring that Buyer has breached its obligations under the Purchase Agreement and is not excused from performing its obligations under the Purchase Agreement, including proceeding with the closing.

Buyer removed the matter to the District of Delaware, pursuant to a contract term in the Purchase Agreement promising not to contest removal to that court. The District of Delaware initially selected a March 4 trial date, but on February 26, 2025, the court

**Spire Global, Inc.**  
**Notes to Consolidated Financial Statements**  
**December 31, 2024 and 2023**

*(In thousands, except shares and per share data, unless otherwise noted)*

set a trial date of May 28-30, 2025. There is no assurance as to what action the District of Delaware will take with respect to the proceeding initiated by the Company and there is no assurance as to whether or not the Transactions will be consummated on the terms contemplated or at all. Whether or not the Transactions are consummated as required, the Company reserves all of its rights under the Purchase Agreement and in law and equity, including the right to seek damages and other remedies from Buyer. The amount of any damages which may be sought or obtained from Buyer cannot be determined at this time.

Except as disclosed above, the Company is not currently a party to any legal proceedings that, if determined adversely to the Company, would, in the Company's opinion, have a material adverse effect on its business, results of operations, financial condition, or cash flows. Future litigation may be necessary to defend the Company, its partners, and its customers by determining the scope, enforceability, and validity of third-party proprietary rights, or to establish the Company's proprietary rights. The results of any current or future litigation cannot be predicted with certainty, and regardless of the outcome, litigation can have an adverse impact on the Company because of defense and settlement costs, diversion of management resources, and other factors.

**Note Receivable**

The Company has outstanding a \$4,500 note receivable plus accrued interest of \$744 issued to a Space Services customer as of December 31, 2024. The note and accrued interest were due in October 2024. The Company is aware that the customer has been using cash in its operations and its available cash is low. Given the customer's financial performance, the customer did not pay the note and accrued interest when it was due. The customer has announced that it has secured a financing arrangement with its principal shareholder that would provide it sufficient funds to repay the note and the customer has asserted to the Company its intention to repay the note. The Company believes that a loss of the entire principal value and accrued interest is reasonably possible but not probable. The Company recorded a provision for the current expected credit loss of \$5,244 as of December 31, 2024.

**11. Stock-Based Compensation**

In connection with the Closing, the Company adopted the 2021 Equity Incentive Plan (the "2021 Plan") and the 2021 Employee Stock Purchase Plan (the "2021 ESPP"). The number of shares available for issuance under the 2021 Plan is increased on the first day of each fiscal year, beginning on January 1, 2022, in an amount equal to the lesser of (i) 2,994,000 shares of Class A common stock, (ii) a number of shares of Class A common stock equal to 5% of the total number of shares of all of Class A common stock outstanding as of the last day of the immediately preceding fiscal year, or (iii) such number of shares of Class A common stock as the Company's board of directors or its designated committee may determine no later than the last day of the immediately preceding fiscal year.

The 2021 Plan permits the grant of incentive stock options, nonstatutory stock options, stock appreciation rights, restricted stock, restricted stock units, and performance awards to employees, directors, or consultants under the 2021 Plan. Under the 2021 ESPP, the Company can grant stock options to employees to purchase shares of Class A common stock at a purchase price which equals 85% of the lower of (i) the fair market value of Class A common stock on the first trading day of the offering period or (ii) the fair market value of Class A common stock on the exercise date. As of December 31, 2024, 572,038 and 596,830 shares were available for grant under the 2021 Plan and 2021 ESPP, respectively.

The following table summarizes stock option activity under the Company's equity compensation plans:

	Number of Options	Weighted-Average Exercise Price	Weighted-Average Remaining Contractual Term <i>(in years)</i>	Aggregate Intrinsic Value ('000)
<b>Options outstanding as of December 31, 2023</b>	2,198,552	\$ 17.11	5.0	
Granted	33,901	\$ 10.17		
Exercised	(46,707)	\$ 7.17		
Forfeited, canceled, or expired	(207,189)	\$ 21.94		
<b>Options outstanding as of December 31, 2024</b>	<u>1,978,557</u>	\$ 16.72	4.5	\$ 2,619
Vested and expected to vest at December 31, 2024	1,978,557	\$ 16.72	4.5	\$ 2,619
Exercisable at December 31, 2024	1,937,993	\$ 16.70	4.4	\$ 2,487

**Spire Global, Inc.**  
**Notes to Consolidated Financial Statements**  
**December 31, 2024 and 2023**

*(In thousands, except shares and per share data, unless otherwise noted)*

The aggregate intrinsic value of options exercised was \$251 and \$1 during the years ended December 31, 2024 and 2023, respectively. The aggregate fair value of options vested was \$3,024 and \$3,729 during the years ended December 31, 2024 and 2023, respectively. The Company received \$335 and \$3 in cash proceeds from options exercised during the years ended December 31, 2024 and 2023, respectively. There were 33,901 and 61,446 options granted during the years ended December 31, 2024 and 2023, respectively. The weighted-average grant date fair value of options granted was \$5.15 and \$2.77 for the years ending December 31, 2024 and 2023, respectively.

The following table summarizes RSU activity under the 2021 Plan:

	Number of RSUs	Weighted Average Grant Date Fair Value per Share
<b>Outstanding as of December 31, 2023</b>	1,847,583	\$ 10.17
RSUs granted	3,403,896	\$ 11.00
RSUs vested	(1,444,087)	\$ 10.74
RSUs forfeited	(1,030,236)	\$ 11.69
<b>Outstanding as of December 31, 2024</b>	<u>2,777,156</u>	\$ 10.32

For RSUs with service-based vesting conditions, the fair value is calculated based upon the Company's closing stock price on the date of grant, and the stock-based compensation expense is recognized over the applicable grant vesting term, generally three to four years. The aggregate fair value of RSUs vested was \$15,526 and \$14,294 during the years ended December 31, 2024 and 2023, respectively.

As of December 31, 2024, there was \$23,792 of total unrecognized compensation expense related to options and RSUs expected to be recognized over a weighted-average period of 1.89 years.

The following table summarizes the components of total stock-based compensation expense based on roles and responsibilities of the employees within the consolidated statements of operations:

	Year Ended December 31,	
	2024	2023
Cost of revenue	\$ 389	\$ 197
Research and development	5,194	3,474
Sales and marketing	3,717	2,707
General and administrative	10,149	6,600
	<u>\$ 19,449</u>	<u>\$ 12,978</u>

The fair value of stock-based compensation for stock options was estimated using the Black-Scholes option-pricing model requiring the use of subjective valuation assumptions and inputs, including the expected stock price volatility. The Company's options have characteristics significantly different from those of traded options, and changes in input assumptions can materially affect the fair value estimates. Stock-based compensation expense for options is recognized over their respective vesting period, which ranges from one to four years.

The fair value of stock options was estimated using the following assumptions at the date of the grant:

	Year Ended December 31,	
	2024	2023
Risk-free interest rate	4.3%	4.1%
Expected volatility factor	49.9%	51.8%
Expected option life	5.5 years	5.5 years
Expected dividend yield	—	—

## 12. Stockholders' Equity

In August 2021, the Company's Board of Directors approved the amended and restated certificate of incorporation which states the Company's authority to issue 1,000,000,000 shares of Class A and 15,000,000 shares of Class B common stock with a par value of \$0.0001 per share. The total number of shares of preferred stock authorized to be issued is 100,000,000 shares, par value \$0.0001 per share, and none was outstanding as of December 31, 2024 and 2023.

**Spire Global, Inc.**

**Notes to Consolidated Financial Statements**

**December 31, 2024 and 2023**

*(In thousands, except shares and per share data, unless otherwise noted)*

**Common Stock**

Shares of Class A common stock have both economic and voting rights. Shares of Class B common stock have no economic rights, but do have voting rights. Each holder of shares of Class A common stock will be entitled to one vote for each share of common stock held at all meetings of shareholders and each holder of shares of Class B common stock will be entitled to nine votes for each share of common stock held at all meetings of shareholders.

Prior to the Closing of the Merger, voting, dividend and liquidation rights of the holders of the common stock were subject to and qualified by the rights, powers, and preferences of the holders of the preferred stock. The holders of the common stock were entitled to one vote for each share of common stock held at all meetings of shareholders. Dividends were issued to common stockholders only after holders of the preferred stock received funds legally available in the amount equal to 8% of the original issuance price per annum on each outstanding share of preferred stock. In the event of liquidation, dissolution, distribution of assets or winding-up of the Company, the holders of common stock would receive payment on a pro rata basis on the number of shares held by each such holder, after the rights of the holders of the preferred stock have been satisfied.

**13. Income Taxes**

Loss before income taxes consisted of the following:

	Year Ended December 31,	
	2024	2023
Domestic loss	\$ (77,658)	\$ (61,371)
Foreign loss	(25,001)	(16,329)
Loss before income taxes	<u>\$ (102,659)</u>	<u>\$ (77,700)</u>

The income tax provision consists of the following:

	Year Ended December 31,	
	2024	2023
<b>Current income tax provisions:</b>		
Federal	\$ —	\$ —
State	66	—
Foreign	41	(176)
Current income tax provision	<u>107</u>	<u>(176)</u>
<b>Deferred income tax expense:</b>		
Federal	—	—
State	—	—
Foreign	52	34
Deferred income tax expense	<u>52</u>	<u>34</u>
Total income tax provision (benefit)	<u>\$ 159</u>	<u>\$ (142)</u>

The following table presents a reconciliation of the federal statutory rate of 21% to effective tax rate:

	Year Ended December 31,	
	2024	2023
U.S. federal tax benefit at statutory rate	21.0%	21.0%
State income taxes, net of federal benefit	3.6%	2.6%
Foreign rate differential	(0.1)%	0.4%
Contingent earnout	(0.3)%	0.0%
Stock-based compensation	(3.2)%	(1.4)%
UK R&D expenditure	0.5%	1.0%
GILTI inclusion	(1.5)%	(2.2)%
Outside basis difference in foreign subsidiary	1.8%	0.0%
Deferred tax adjustments	1.5%	(4.7)%
Non-deductible expenses and other	(1.6)%	(0.4)%
Change in valuation allowance, net	<u>(21.9)%</u>	<u>(16.2)%</u>
Effective tax rate	<u>(0.2)%</u>	<u>0.1%</u>

**Spire Global, Inc.**  
**Notes to Consolidated Financial Statements**  
**December 31, 2024 and 2023**

*(In thousands, except shares and per share data, unless otherwise noted)*

For fiscal years 2024 and 2023, our effective tax rate differs from the amount computed by applying the statutory federal and state income tax rates to net loss before income tax, primarily as the result of state income taxes, R&D credits, foreign income taxes and changes in our valuation allowance.

The significant components of deferred tax assets (liabilities) are as follows:

	Year Ended December 31,	
	2024	2023
<b>Deferred tax assets</b>		
Net operating loss carryforward	\$ 103,462	\$ 98,300
Research and development credit carryforward	5,599	4,560
Interest expense limitation carryforward	12,467	5,141
Stock-based compensation	1,971	1,709
Property and equipment	7,493	6,030
Investment in subsidiary	1,732	—
Operating lease liabilities	1,371	1,891
Sec 174 Capitalized R&D	10,700	8,416
Intangibles	239	233
Other accruals	14,321	12,619
Gross deferred tax assets	159,355	138,899
Less: Valuation allowance	(141,877)	(121,009)
Net deferred tax assets	17,478	17,890
<b>Deferred tax liabilities</b>		
Intangibles	(11,864)	(13,165)
Operating lease right-of-use assets	(1,263)	(1,785)
Foreign property and equipment and intangibles	(313)	(708)
Other accruals	(4,898)	(3,036)
Gross deferred tax liabilities	(18,338)	(18,694)
Net deferred tax liabilities	\$ (860)	\$ (804)

As of December 31, 2024, the Company had accumulated undistributed earnings generated by its foreign subsidiaries of \$13,379. The Company continues to assert that all its foreign earnings are to be permanent income reinvested and expects future U.S. cash generation to be sufficient to meet future U.S. cash needs. As such, the Company has not recognized a deferred tax liability related to unremitted foreign earnings.

Realization of the deferred tax assets is dependent upon the generation of future taxable income, if any, the amount and timing of which is uncertain. The Company could not conclude that it was more likely than not that tax benefits from operating losses would be realized and, accordingly, has provided a full valuation allowance against its Spire Global United States, Australia, Germany, Singapore, Luxembourg, exactEarth Canada and UK deferred tax assets. There is no valuation allowance on Spire Global UK. The valuation allowance as of December 31, 2023 was \$121,009, which increased to \$141,877 as of December 31, 2024. The increase in the valuation allowance of \$20,868 is mostly related to current year losses.

At December 31, 2024, the Company had \$273,897 of federal net operating losses available to reduce future taxable income, which will begin to expire in 2032. Approximately \$191,372 of federal net operating loss included above can be carried forward indefinitely. The Company also had federal research and development tax credit carryforwards of \$5,010, which will begin to expire in 2032, and federal interest limitation carryforwards of \$48,033 which can be carried forward indefinitely.

At December 31, 2024, the Company had \$227,662 of post-apportioned state net operating losses, which can be carried forward for periods that vary from five years to indefinitely. The Company also had state interest limitation carryforwards of \$30,698, which can be carried forward indefinitely.

The federal and state net operating loss carryforwards and certain tax credits may be subject to significant limitations under Section 382 and Section 383, respectively, of the Internal Revenue Code of 1986, as amended, and similar provisions under state law. Under those sections of the Internal Revenue Code, if a corporation undergoes an “ownership change,” the corporation’s ability to use its pre-change net operating loss carryforwards and other pre-change tax attributes, such as research and development tax credits, to offset its post-change income or tax liability may be limited. In general, an “ownership change” will occur if there is a cumulative change in ownership by “5-percent shareholders” that exceeds 50 percentage points over a

**Spire Global, Inc.**  
**Notes to Consolidated Financial Statements**  
**December 31, 2024 and 2023**

*(In thousands, except shares and per share data, unless otherwise noted)*

rolling three-year period. The Company has not yet undertaken an analysis of whether the Merger constitutes an “ownership change” for purposes of Internal Revenue Code Section 382 and Section 383. The Company may experience ownership changes in the future as a result of subsequent shifts in its stock ownership.

As of December 31, 2024, the Company had \$162,979 of foreign net operating losses available to reduce future taxable income, which will begin to expire in 2030 and can vary from seven years to indefinitely based on each applicable foreign jurisdiction. The Company also had research and development tax credit carryforwards in Canada of \$589, which will begin to expire in 2029.

**Unrecognized Tax Benefits**

The Company does not have any significant uncertain tax positions.

The Company recognizes interest accrued related to unrecognized tax benefits in interest expense and penalties, if any, as a component of income tax expense on the consolidated statements of operations.

The Company is subject to taxation in the United States, Australia, Canada, Germany, Luxembourg, Singapore, and the United Kingdom. The Company has not been audited by the Internal Revenue Service or any state or foreign tax authority. The Company is subject to audit by the Internal Revenue Service for income tax returns filed since inception due to net operating loss carryforwards. The Company is subject to audit in Singapore and the United Kingdom from tax years 2018 and 2019, respectively, and in Luxembourg from tax year 2020 and in Australia from tax year 2018.

**14. Net Loss per Share**

The following table sets forth the computation of basic and diluted net loss per share attributable to common stockholders:

	Year Ended December 31,	
	2024	2023
<b>Numerator:</b>		
Net loss	\$ (102,818)	\$ (77,558)
<b>Denominator:</b>		
Weighted-average shares used in computing basic and diluted net loss per share	24,159,770	19,580,006
<b>Basic and diluted net loss per share</b>	<b>\$ (4.26)</b>	<b>\$ (3.96)</b>

The Company has two classes of common stock, Class A and Class B. Class B common stock has no economic rights, and therefore, has been excluded from the computation of basic and diluted net loss per share. Potentially dilutive securities have been excluded from the computation of diluted net loss per share as the effect would reduce net loss per share. Therefore, the weighted-average number of common shares outstanding used to calculate both basic and diluted net loss per share is the same.

The Company excluded the following potential shares of Class A common stock, presented based on amounts outstanding at each period end, from the computation of diluted net loss per share for the years ended December 31, 2024 and 2023 because including them would have had an anti-dilutive effect:

	Fiscal Year Ended December 31,	
	2024	2023
Stock options and 2021 ESPP	1,986,790	2,212,165
RSUs	2,777,156	1,847,583
Credit Agreement Warrants	1,058,940	1,058,940
	<u>5,822,886</u>	<u>5,118,688</u>

## 15. Information on Segment Reporting

The Company operates as one reportable and operating segment, which derives revenue from the sale of subscription-based data, insights, predictive analytics and related project-based services to global customers across a range of industries. All of the segment's activities are interrelated, and each activity is dependent upon and supportive of the other. Accordingly, all significant operating decisions are based upon analysis of the Company at the consolidated level. The accounting policies of the segment are the same as those described in Note 2.

The Company's chief operating decision maker ("CODM") who is the Company's chief executive officer, who regularly reviews consolidated net loss as reported on the consolidated statements of operations, along with other financial information presented on a consolidated basis, for purposes of making operating decisions, assessing financial performance and allocating resources. The CODM measures performance and how to allocate resources for the segment primarily based on net loss, revenue growth, and gross margin. The CODM's objective is to make resource allocation decisions that optimize the Company's consolidated financial results by monitoring actual results compared to forecasted results.

The measure of segment assets is reported as total assets on the consolidated balance sheet and total capital expenditures for additions to long-lived assets, which were \$26,581 and \$17,352, for the years ended December 31, 2024 and 2023, respectively.

The following table includes segment revenue and significant segment expenses:

	Year Ended December 31,	
	2024	2023
Revenue	\$ 110,451	\$ 97,612
Less:		
Employee expense <sup>(a)</sup>	79,643	75,531
Equipment and software expenses	32,241	27,449
Depreciation and amortization	21,729	18,229
Interest expense	20,358	19,036
Professional services	17,558	9,907
Facilities expense	10,417	9,445
Change in fair value of contingent liability and warrant liabilities	6,489	1,467
Other operating and marketing expenses	5,767	7,687
Allowance for current credit loss on notes receivable	4,026	1,218
Loss on decommissioned satellites and disposal of assets	4,023	873
Contactoer expense	2,602	2,922
Issuance of stock warrants	2,399	—
Other segment items <sup>(b)</sup>	6,017	1,406
Segment net loss	<u>\$ (102,818)</u>	<u>\$ (77,558)</u>

(a) Employee expense included stock-based compensation expense of \$19,449 and \$12,978 for the years ended December 31, 2024 and 2023, respectively.

(b) Other segment items included in segment net loss includes foreign exchange (loss) gain, equity investment loss, income tax provision (benefit), travel and meals expenses, and interest income.

## 16. Subsequent Events

On March 12, 2025, the Company entered into a securities purchase agreement with the purchasers named therein for the private placement (the "2025 Private Placement") of (i) 4,843,750 shares of Class A common stock at a purchase price of \$8.00 per share and (ii) pre-funded warrants (the "Pre-Funded Warrants") to purchase 156,250 shares of Class A common stock at a purchase price of \$7.9999 per Pre-Funded Warrant. The Pre-Funded Warrants have an exercise price of \$0.0001 per share of Class A common stock, are exercisable immediately, and will terminate when exercised in full. The aggregate gross proceeds for the 2025 Private Placement were \$40,000, before deducting offering expenses. The 2025 Private Placement closed on March 14, 2025.

On March 12, 2025, the Company and Blue Torch entered into the Waiver and Amendment No. 5 to Financing Agreement (the "Fifth Amendment") to, among other things, (a) waive events of default under the Blue Torch Financing Agreement arising out of the maximum debt to EBITDA leverage ratio being greater than the ratio permitted by the Blue Torch Financing Agreement, the failure to deliver financial projections for the 2025 fiscal year and liquidity being lower than permitted by the Blue Torch Financing Agreement, (b) amend the financial covenants in the Blue Torch Financing Agreement to replace the maximum debt to EBITDA ratio with a minimum EBITDA covenant and provide relief on the recurring revenue leverage ratio set forth in the

Blue Torch Financing Agreement, (c) amend the Blue Torch Financing Agreement to permit the Company to obtain subordinate financing secured by related liens on such junior indebtedness, (d) increase the applicable margin by 2.50% in the form of PIK interest which will be fully earned, paid-in-kind and added to the principal balance of the term loans, and (e) provide for a fifth amendment fee and extension fees. As of March 31, 2025, the Company is still working with Blue Torch to agree on the final minimum EBITDA covenant. The fifth amendment fee is equal to \$2,500 which will be paid in kind by adding such fee to the principal amount after which it will bear interest from the date of the Fifth Amendment at the Adjusted Term SOFR for a 3-month interest period plus the applicable margin under the Blue Torch Financing Agreement.

The Fifth Amendment also provides for an extension fee equal to \$1,000, but if the Blue Torch Financing Agreement is terminated and all obligations are paid in full prior to April 30, 2025, the extension fee will be waived. If the Blue Torch Financing Agreement is not terminated and all obligations are paid in full on or before April 30, 2025, the extension fee will be added to the principal balance of the term loans on such date, and an additional extension fee in an equal amount will be added to the principal balance of the term loans on each date that is 30 days after April 30, 2025 until the Blue Torch Financing Agreement is terminated and all obligations are paid in full. The Fifth Amendment also requires the Company to engage a liquidity management advisor reasonably satisfactory to Blue Torch no later than March 21, 2025, and the Company did so on March 21, 2025.

## **Item 9. Changes in and Disagreements with Accountants on Accounting and Financial Disclosure**

None.

## **Item 9A. Controls and Procedures**

### **Evaluation of Disclosure Controls and Procedures**

Disclosure controls and procedures are controls and other procedures that are designed to ensure that information required to be disclosed in our reports filed or submitted under the Securities Exchange Act of 1934, as amended ("Exchange Act"), is recorded, processed, summarized, and reported within the time periods specified in the SEC's rules and forms. Disclosure controls and procedures include, without limitation, controls and procedures designed to ensure that information required to be disclosed in company reports filed or submitted under the Exchange Act is accumulated and communicated to management, including our principal executive officer and principal financial officer, to allow timely decisions regarding required disclosure.

At the time we filed the Annual Report, we performed an evaluation under the supervision and with the participation of management, including our principal executive officer and principal financial officer, of the effectiveness of our disclosure controls and procedures (as such term is defined in Rules 13a-15(e) and 15d-15(e) under the Exchange Act) as of December 31, 2024. Based upon that evaluation, our principal executive officer and principal financial officer concluded that our disclosure controls and procedures were not effective as of December 31, 2024 because of the material weaknesses in internal control over financial reporting described below.

We have reevaluated the effectiveness of our disclosure controls and procedures and identified a material weakness in our disclosure controls and procedures. Specifically, subsequent to the filing of the Annual Report, our principal executive officer and principal financial officer concluded that, in addition to the previously disclosed material weaknesses in internal control over financial reporting, our disclosure controls and procedures were not effective as of December 31, 2024 because we did not design and maintain effective policies and procedures related to the communication between the finance and accounting teams regarding the status of the review and approval of documents to be filed with the SEC.

Notwithstanding the material weaknesses described above and in Management's Report on Internal Control over Financial Reporting, our management has concluded that our consolidated financial statements for the periods covered by and included in this Annual Report on Form 10-K/A are prepared in accordance with accounting principles generally accepted in the United States ("GAAP") and fairly present, in all material respects, our financial position, results of operations and cash flows for each of the periods presented herein.

### **Management's Report on Internal Control over Financial Reporting**

Management is responsible for establishing and maintaining adequate internal control over financial reporting (as is defined in Rules 13a-15(f) and 15d-15(f) under the Exchange Act). Internal control over financial reporting is a process designed to



provide reasonable assurance regarding the reliability of our financial reporting and the preparation of financial statements for external reporting purposes in accordance with GAAP.

Management conducted an evaluation, under the supervision and with the participation of our principal executive officer and principal financial officer, of the effectiveness of our internal control over financial reporting based on the framework set forth in *Internal Control-Integrated Framework (2013)* issued by the Committee of Sponsoring Organizations of the Treadway Commission (COSO).

We have identified material weaknesses in our internal control over financial reporting. A material weakness is a deficiency, or a combination of deficiencies, in internal control over financial reporting such that there is a reasonable possibility that a material misstatement of the annual or interim financial statements will not be prevented or detected on a timely basis. The following material weaknesses were identified:

- i. We did not design and maintain an effective control environment commensurate with the financial reporting requirements of a public company. Specifically, we lacked a sufficient number of professionals with an appropriate level of internal controls and accounting knowledge, training, and experience to appropriately analyze, record and disclose accounting matters timely and accurately. Additionally, the lack of a sufficient number of professionals resulted in an inability to consistently establish appropriate authorities and responsibilities in pursuit of our financial reporting objectives, as demonstrated by, among other things, insufficient segregation of duties in our finance and accounting functions. This material weakness contributed to the following additional material weaknesses.
- ii. We did not design and maintain an effective risk assessment process at a precise enough level to identify new and evolving risks of material misstatement in our financial statements. Specifically, changes to existing controls or the implementation of new controls have not been sufficient to respond to changes to the risks of material misstatement in the financial statements.
- iii. We did not design and maintain effective controls over the segregation of duties related to journal entries and account reconciliations. Specifically, certain personnel have the ability to both (a) create and post journal entries within our general ledger system, and (b) prepare and review account reconciliations.

The material weaknesses above resulted in certain immaterial audit adjustments, which were recorded prior to the issuance of the consolidated financial statements as of and for the year ended December 31, 2020.

- iv. We did not design and maintain effective controls over the accounting for our Space Services and R&D Services solutions contracts with customers. Specifically, we did not design and maintain effective controls over the identification of performance obligations to ensure revenue is recognized at the time performance obligations are satisfied, the identification and accounting for embedded leases, the classification and accounting for costs incurred in connection with performing services, and the recognition of allowances for current expected credit losses. This material weakness resulted in the restatement of our previously filed financial statements for the Affected Periods.
- v. We did not design and maintain effective controls related to the identification of and accounting for certain non-routine, unusual or complex transactions, including the proper application of GAAP to such transactions. Specifically, we did not design and maintain:
  - a. controls to timely identify and account for warrant instruments, which resulted in the restatement of the previously issued financial statements of NavSight related to adjustments to warrant liabilities and equity as of and for the year ended December 31, 2020;
  - b. controls to account for business combinations, including the associated valuation estimates and the completeness and accuracy of the opening balance sheet, which did not result in a misstatement to our consolidated financial statements; and

- c. controls to timely identify and account for the fair value of the contingent earnout liability, which resulted in an error in the fair value of the contingent earnout liability in, and the restatement of, our previously issued unaudited condensed consolidated financial statements as of and for each of the interim periods ended September 30, 2021, March 31, 2022 and June 30, 2022 and our consolidated financial statements as of and for the year ended December 31, 2021.

Additionally, each of the material weaknesses described above could result in a misstatement of substantially all of our accounts or disclosures that would result in a material misstatement to the annual or interim consolidated financial statements that would not be prevented or detected.

As a result of the material weaknesses disclosed above, management has concluded that we did not maintain effective internal control over financial reporting as of December 31, 2024.

This Annual Report on Form 10-K/A does not include an attestation report of the Company's registered public accounting firm regarding internal control over financial reporting. The effectiveness of the Company's internal control over financial reporting was not subject to attestation by the Company's registered public accounting firm as the Company was an emerging growth company, and a non-accelerated filer as of December 31, 2024.

### **Remediation Efforts on Material Weaknesses in Internal Control over Financial Reporting**

In response to the material weaknesses identified, we have implemented several changes to our internal control over financial reporting and will continue performing remedial actions, as described below.

The remediation and ultimate resolution of each of the material weaknesses will be reviewed with the Audit Committee of the Company's Board of Directors.

We have made progress to address the material weaknesses related to the control environment, as described below:

#### ***Key Professionals***

In fiscal 2022 and 2023 and continuing to date, we identified and hired a number of professionals with appropriate levels of internal controls and accounting knowledge to improve the overall domestic and international financial accounting and reporting departments. The positions hired include chief accounting officer, director of accounting and Americas controller, director of technical accounting, accounting manager, senior and staff accountants, senior financial systems manager, and system administrator. In addition, we engaged with external consultants and experts to provide technical accounting and financial systems services. The Company continues to monitor personnel requirements and expertise needed to have an effective control environment, including providing necessary ongoing training to its finance and accounting personnel.

#### ***Risk Assessment***

We engaged a third-party consulting firm to assist in designing and implementing a risk assessment process to identify and evaluate changes in the Company's business and the impact on its internal controls. During fiscal 2023, we conducted a financial risk assessment to identify key business processes and establish internal materiality thresholds. We performed walkthroughs of all key processes, identified key controls, and developed narratives describing risk points, processes, and corresponding controls. A Risk and Control Matrix ("RCM") was created to serve as the basis for a testing program. During the first six months of fiscal year 2024, we updated our process narratives to reflect improvements we have made to our processes, tested the design of key controls, implemented remediation actions for deficiencies noted during our tests of design, and began our testing of effectiveness of internal controls. We continue to utilize the expertise of a third-party consulting firm, although we expect to place greater reliance on our internal resources as our organization matures.

We engaged a third-party consulting firm to complete an initial Enterprise Risk Assessment ("ERA"). During fiscal 2023, with the assistance of the consulting firm, we identified key risks for technology-based organizations and interviewed management team members and the Chair of the Audit Committee to discuss key risk areas. We reviewed responses received, compiled a list of identified risks, and developed heat maps to depict the likelihood, impact, and preparedness of the Company to respond to the identified risks. Action and testing plans are being developed to address the risks. During the three months ended June 30, 2024, we began our annual ERA following the same process implemented during fiscal 2023. We have completed our interviews of

management team members, identified and discussed the various risks faced by our business, prioritized five key risks that will be management's focus, and assigned executive leaders to develop a mitigation response for each key risk. As of December 31, 2024, we planned to identify existing controls that mitigate each key risk, implement new internal controls where appropriate, and create and execute plans of action to mitigate the potential impact of the key risks.

### ***Segregation of Duties***

During fiscal year 2022, we completed our initial assessment on segregation of duties with assistance from a third-party consulting firm and our analysis across all processes and locations, including establishing appropriate authorities and responsibilities. During 2022, we designed controls over the segregation of duties related to journal entries and account reconciliations, by designing automated controls that prevent the same person from creating and posting journal entries in our general ledger system. With the hiring of additional personnel including a senior financial system manager in late 2022, and an accounts receivable specialist and a senior accountant in 2023, we were able to implement additional controls to segregate the preparation and review of account reconciliations during fiscal year 2023. During the first three months of fiscal year 2024, we hired another senior accountant and have implemented accounting software to automate the segregation between the preparation and review of account reconciliations. Additionally, we have reviewed segregation of duties within our key accounting processes and developed a plan to remediate segregation of duties issues.

We expect to remediate the material weakness after we complete our testing of design, implementation, and operating effectiveness of internal controls.

### ***Non-routine, Unusual or Complex Transactions***

Over the course of 2022, we hired key accounting personnel and engaged with third-party technical accounting experts to improve our controls related to the identification of and proper application of GAAP accounting for non-routine, unusual, or complex transactions. Since the Merger that occurred in August 2021, warrant instruments have been accounted for in accordance with our accounting policies based on GAAP. During the fourth quarter of 2022, we trained our accounting team and designed new controls to identify and account for the fair value of the contingent earnout liability, and hired a third-party technical accounting firm to assist with the proper application of GAAP for non-routine, unusual, or complex transactions, including any business combinations that may arise in the future. With the addition of the director of technical accounting in fiscal year 2023 and the addition of a chief accounting officer in fiscal year 2024, we have placed greater reliance on our internal resources to address non-routine, unusual, or complex transactions. For the year ended December 31, 2024, we continued to rely on the expertise of third-party valuation consultants to assist with estimating the fair value of our contingent earnout liability. We will consider engaging third-party accounting consultants for non-routine, unusual or complex transactions in the future to augment our internal resources if the circumstances warrant it.

We have tested the controls designed for non-routine, unusual or complex transactions and are in the process of testing the controls for operating effectiveness. We expect to remediate this material weakness after we have completed our testing of operating effectiveness and finalized our policy for business combinations.

### ***IT General Controls***

Management has concluded that the previously reported information technology general controls ("ITGC") material weakness, as disclosed in Item 9A of the Company's Form 10-K/A for the year ended December 31, 2023, has been remediated as of December 31, 2024. Over the course of 2022 and continuing through 2024, we have designed and implemented ITGCs, including controls over user access rights and privileges and change management. We also designed and maintained testing and approval controls for program development to ensure that the software is aligned with business and IT requirements. This includes final approval and testing of the software prior to migration to production. During 2024, we completed our testing of ITGCs and found them to be designed and operating effectively. We determined that the material weakness over ITGCs is remediated as of December 31, 2024.

### ***Space Services and R&D Services Contracts***

We are implementing measures designed to improve our internal control over financial reporting to remediate the material weakness over the accounting for our Space Services and R&D Services Contracts with customers. In our remediation plan, we

are including enhanced training, updating our revenue recognition procedures, and engaging external experts to assist with complex revenue contract arrangements.

While the above actions and planned actions are subject to ongoing management evaluation and will require validation and testing of the design and operating effectiveness of internal controls over a sustained period, we are committed to continuous improvement and will continue to diligently review our internal control over financial reporting. The material weaknesses will not be considered remediated until management completes the design and implementation of the measures described above, until the controls operate for a sufficient period of time, and until management has concluded, through testing, that the controls are effective.

#### **Limitations on Effectiveness of Controls and Procedures**

Our management, including our principal executive officer and principal financial officer, do not expect that our disclosure controls and procedures or our internal control over financial reporting will prevent all errors and all fraud. A control system, no matter how well designed and operated, can provide only reasonable, not absolute, assurance that the objectives of the control system are met. Further, the design of a control system must reflect the fact that there are resource constraints, and the benefits of controls must be considered relative to their costs. Because of the inherent limitations in all control systems, no evaluation of controls can provide absolute assurance that all control issues and instances of fraud, if any, have been detected. These inherent limitations include the realities that judgments in decision-making can be faulty, and that breakdowns can occur because of a simple error or mistake. Additionally, controls can be circumvented by the individual acts of some persons, by collusion of two or more people, or by management override of the controls. The design of any system of controls is also based in part upon certain assumptions about the likelihood of future events, and there can be no assurance that any design will succeed in achieving its stated goals under all potential future conditions; over time, controls may become inadequate because of changes in conditions, or the degree of compliance with policies or procedures may deteriorate. Due to inherent limitations in a cost-effective control system, misstatements due to error or fraud may occur and not be detected.

#### **Changes in Internal Control over Financial Reporting**

There have been no changes (other than those described above) in our internal control over financial reporting during the fiscal quarter ended December 31, 2024 that have materially affected, or are reasonably likely to materially affect, our internal control over financial reporting.

#### **Item 9B. Other Information**

During the three months ended December 31, 2024, none of our directors or officers (as defined in Rule 16a-1(f) of the Exchange Act) adopted or terminated any contract, instruction or written plan for the purchase or sale of our securities that was intended to satisfy the affirmative defense conditions of Rule 10b5-1(c) of the Exchange Act or any non-Rule 10b5-1 trading arrangement (as defined in the SEC's rules).

#### **Item 9C. Disclosure Regarding Foreign Jurisdictions that Prevent Inspections**

Not applicable.

## **PART III**

### **Item 10. Directors, Executive Officers and Corporate Governance**

The information required by this item, including information about our Directors, Executive Officers and Audit Committee and Code of Business Conduct and Ethics, is incorporated by reference to the definitive Proxy Statement for our 2025 Annual Meeting of Stockholders, which will be filed with the SEC, no later than 120 days after December 31, 2024, under the captions “Board of Directors and Corporate Governance,” “Proposal No. 1 – Election of Directors” and “Other Matters.”

### **Item 11. Executive Compensation**

The information required by this item is incorporated by reference to the definitive Proxy Statement for our 2025 Annual Meeting of Stockholders, which will be filed with the SEC no later than 120 days after December 31, 2024, under the captions “Board of Directors and Corporate Governance” and “Executive Compensation.”

### **Item 12. Security Ownership of Certain Beneficial Owners and Management, and Related Stockholder Matters**

The information required by this item is incorporated by reference to the definitive Proxy Statement for our 2025 Annual Meeting of Stockholders, which will be filed with the SEC no later than 120 days after December 31, 2024, under the captions “Equity Compensation Plan Information” and “Security Ownership of Certain Beneficial Owners and Management.”

### **Item 13. Certain Relationships and Related Transactions, and Director Independence**

The information required by this item is incorporated by reference to the definitive Proxy Statement for our 2025 Annual Meeting of Stockholders, which will be filed with the SEC no later than 120 days after December 31, 2024, under the captions “Board of Directors and Corporate Governance” and “Certain Relationships, Related Party and Other Transactions.”

### **Item 14. Principal Accounting Fees and Services**

The information required by this item is incorporated by reference to the definitive Proxy Statement for our 2025 Annual Meeting of Stockholders, which will be filed with the SEC no later than 120 days after December 31, 2024, under the caption “Proposal No. 2 – Ratification of Appointment of Independent Registered Public Accounting Firm.”

## PART IV

### Item 15. Exhibits, Financial Statement Schedules

The following documents are filed as part of this Annual Report on Form 10-K/A:

1. Consolidated Financial Statements: Our consolidated financial statements are listed in the “Index to Consolidated Financial Statements” under Part II, Item 8 of this Annual Report on Form 10-K/A.
2. Financial Statement Schedules: All financial statement schedules are omitted because the information called for is not required or is shown in the consolidated financial statements or in the notes thereto.
3. Exhibits: The documents listed below are incorporated by reference or are filed with this Annual Report on Form 10-K/A, in each case as indicated below.

### Exhibit Index

Exhibit Number	Description	Incorporated by Reference			
		Form	File No.	Exhibit	Filing Date
2.1	Business Combination Agreement, dated as of February 28, 2021, by and among the registrant, NavSight Merger Sub Inc., Spire Global Subsidiary, Inc., Peter Platzer, Theresa Condor, Joel Spark, and Jeroen Cappaert	S-4/A	333-256112	Annex A	July 16, 2021
2.2	Arrangement Agreement and Plan of Arrangement, dated as of September 13, 2021, by and among the registrant, exactEarth Ltd. And Spire Global Canada Acquisition Corp., as amended October 15, 2021	10-Q	001-39493	2.1	November 10, 2021
2.3	Share Purchase Agreement, dated November 13, 2024, between Kpler Holding SA and Spire Global, Inc.	8-K	001-39493	2.1	November 13, 2024
3.1	Amended and Restated Certificate of Incorporation, as amended through June 5, 2024.	8-K	001-39493	3.2	June 6, 2024
3.2	Bylaws of Spire Global, Inc.	S-1	333-259733	3.2	September 23, 2021
4.1	Specimen Class A Common Stock Share Certificate	8-K	001-39493	4.1	August 20, 2021
4.2	Form of Blue Torch Warrant to Purchase Common Stock of Spire Global, Inc., dated as of June 13, 2022.	8-K	001-39493	4.1	June 14, 2022
4.3	Form of GPO Warrant to Purchase Common Stock of Spire Global, Inc., dated as of June 13, 2022.	8-K	001-39493	4.2	June 14, 2022
4.4	Form of Amended and Restated Blue Torch Warrant to Purchase Common Stock of Spire Global, Inc., dated as of September 27, 2023	8-K	001-39493	4.1	October 2, 2023
4.5	Form of Blue Torch Warrant to Purchase Common Stock of Spire Global, Inc., dated as of September 27, 2023	8-K	001-39493	4.2	October 2, 2023
4.6	Description of Securities.	10-K	001-39493	4.6	March 31, 2025
10.1	Financing Agreement dated as of June 13, 2022, among Spire Global, Inc., Spire Global Subsidiary, Inc., Austin Satellite Design, LLC, Blue Torch Finance LLC and the lenders party thereto.	8-K	001-39493	10.1	June 14, 2022
10.2	Security Agreement dated as of June 13, 2022, among Spire Global, Inc., Spire Global Subsidiary, Inc., Austin Satellite Design, LLC and Blue Torch Finance LLC.	8-K	001-39493	10.2	June 14, 2022
10.3	Amendment No. 1 to Financing Agreement, dated as of March 21, 2023, among Spire Global, Inc., Spire Global Subsidiary, Inc., Austin Satellite Design, LLC, Blue Torch Finance LLC and the lenders party thereto.	8-K	001-39493	10.1	October 2, 2023
10.4	Waiver and Amendment No. 2 to Financing Agreement, dated as of September 27, 2023, among Spire Global, Inc., Spire Global Subsidiary, Inc., Austin Satellite Design, LLC, Blue Torch Finance LLC and the lenders party thereto	8-K	001-39493	10.2	October 2, 2023
10.5	Amendment No. 3 to Financing Agreement, dated as of April 8, 2024, among Spire Global, Inc., Spire Global Subsidiary, Inc., Austin Satellite Design, LLC, Blue Torch Finance LLC and the lenders party thereto.	10-Q	001-39493	10.4	May 14, 2024
10.6	Waiver and Amendment No. 4 to Financing Agreement, dated as of August 27, 2024, among Spire Global, Inc., Spire Global Subsidiary, Inc., Austin Satellite Design, LLC, Blue Torch Finance LLC and the lenders party thereto.	8-K	001-39493	10.1	August 29, 2024
10.7	Waiver and Amendment No. 5 to Financing Agreement, dated as of March 12, 2025, among Spire Global, Inc., Spire Global Subsidiary, Inc., Austin Satellite Design, LLC, Blue Torch Finance LLC and the lenders party thereto.	8-K	001-39493	10.1	March 13, 2025

10.8	Equity Distribution Agreement, dated September 14, 2022, by and between Spire Global, Inc. and Canaccord Genuity LLC.	8-K	001-39493	10.1	September 14, 2022
10.9	Amendment to the Warrant Agreement, dated December 19, 2022, by and between Company and American Stock Transfer & Trust Company.	8-K	001-39493	10.1	December 19, 2022
10.10	Investor Rights Agreement, dated as of February 28, 2021, by and among the registrant, Six4 Holdings, LLC, Gilman Louie, Henry Crumpton, Jack Pearlstein, Robert Coleman, William Crowell, Peter Platzer, Theresa Condor, William Porteous and Stephen Messer.	S-4/A	333-256112	Annex I	July 16, 2021
10.11+	Spire Global, Inc. 2021 Equity Incentive Plan, as amended effective June 4, 2024.	8-K	001-39493	10.1	June 6, 2024
10.12+	Spire Global, Inc. 2021 Employee Stock Purchase Plan, conformed to reflect the reverse stock split effective August 31, 2023	8-K	001-39493	10.2	September 7, 2023
10.13+	Offer Letter between Leonardo Basola and Spire Global Subsidiary, Inc., effective as of August 10, 2023	8-K	001-39493	10.1	August 16, 2023
10.14+	Executive Employment Agreement, dated as of November 27, 2023, between Spire Global, Inc. and Leo Basola	8-K	001-39493	10.3	December 1, 2023-
10.15+	Consulting Agreement, effective August 12, 2024, between Thomas Krywe and Spire Global, Inc.	8-K	001-39493	10.2	December 3, 2024
10.16+	Spire Global, Inc. Outside Director Compensation Policy, as amended, effective June 13, 2023.	10-Q	001-39493	10.2	August 9, 2023
10.17+	Spire Global, Inc. Executive Officer Short-Term Incentive Plan.	10-Q	001-39493	10.1	August 9, 2023
10.18+	Managing Director Service Agreement, dated as December 19, 2024, between Peter Platzer and Spire Global Germany GmbH	8-K	001-39493	10.1	December 20, 2024
10.19+	Executive Employment Agreement, dated as of November 27, 2023, between Spire Global, Inc. and Boyd Johnson	10-K	001-39493	10.21	March 6, 2024
10.20+	Employment Contract, dated as of December 19, 2024, between Theresa Condor and Spire Global Germany GmbH	8-K	001-39493	10.2	December 20, 2024
10.21+	Form of Spire Global, Inc. 2024 Commission Plan.	10-K	001-39493	10.21	March 31, 2025
10.22+	Form of Spire Global, Inc. 2024 Salary Adjustment and Annual Performance Bonus.	10-K	001-39493	10.22	March 31, 2025
10.23+	Form of Change in Control and Severance Agreement of Spire Global, Inc.	S-4/A	333-256112	10.18	July 16, 2021
10.24	Contribution Agreement by and between Her Majesty the Queen in Right of Canada and exactEarth Ltd. dated as of October 18, 2018, with Amendment No. 1 dated as of November 22, 2021.	10-K	001-39493	10.15	March 30, 2022
10.25	Contract, dated January 20, 2025, between exactEarth Ltd. and His Majesty the King in right of Canada, as represented by the Minister of Public Works and Government Services, as assigned to Spire Global Canada Subsidiary Corp. on January 21, 2025.	8-K	001-39493	10.1	February 7, 2025
10.26	Employment Contract, effective January 6, 2025, between Celia Pelaz and Spire Global Germany GmbH	8-K	001-39493	10.1	December 3, 2024
10.27	Securities Purchase Agreement, dated as of March 21, 2024, by and among Spire Global, Inc. and the purchasers party thereto.	8-K	001-39493	10.1	March 21, 2024
10.28	Securities Purchase Agreement, dated February 4, 2024, by and among Spire Global, Inc. and Signal Ocean Ltd.	8-K	001-39493	10.1	February 8, 2024
10.29	Securities Purchase Agreement, dated March 12, 2025, by and between the Company and the Purchasers named therein.	8-K	001-39493	10.1	March 17, 2025
10.30	Registration Rights Agreement, dated March 12, 2025, by and between the Company and the Purchasers named therein.	8-K	001-39493	10.2	March 17, 2025
19.1	Insider Trading Policy	10-K	001-39493	19.1	March 31, 2025
21.1	Subsidiaries of Registrant.	10-K	001-39493	21.1	March 6, 2024
23.1	Consent of PricewaterhouseCoopers LLP.				
24.1	Power of Attorney (included on signature page).	10-K	001-39493	24.1	March 31, 2025
31.1	Certification of Principal Executive Officer Pursuant to Rules 13a-14(a) and 15d-14(a) under the Securities Exchange Act of 1934, as Adopted Pursuant to Section 302 of the Sarbanes-Oxley Act of 2002.				
31.2	Certification of Principal Financial Officer Pursuant to Rules 13a-14(a) and 15d-14(a) under the Securities Exchange Act of 1934, as Adopted Pursuant to Section 302 of the Sarbanes-Oxley Act of 2002.				
32.1	Certification of Principal Executive Officer and Principal Financial Officer Pursuant to 18 U.S.C. Section 1350, as Adopted Pursuant to Section 906 of the Sarbanes-Oxley Act of 2002.				
97.1	Spire Global, Inc. Compensation Recovery Policy	10-K	001-39493	97.1	March 6, 2024
101	The following financial statements from the Company's Annual Report on Form 10-K/A for the year ended December 31, 2024, formatted in Inline XBRL: (i)				

Consolidated Balance Sheets, (ii) Consolidated Statements of Operations, (iii) Consolidated Statements of Comprehensive Loss, (iv) Consolidated Statements of Changes in Stockholders' Equity, (v) Consolidated Statements of Cash Flows, and (vi) Notes to consolidated financial statements.  
Cover Page Interactive Data File (contained in Exhibit 101)

104

---

+ Indicates management contract or compensatory plan.

**Item 16. Form 10-K Summary**

None.



## SIGNATURES

Pursuant to the requirements of Section 13 or 15(d) of the Securities Exchange Act of 1934, as amended, the Registrant has duly caused this Annual Report on Form 10-K/A to be signed on its behalf by the undersigned, thereunto duly authorized.

Spire Global, Inc.

Date: April 4, 2025

By: /s/ Theresa Condor  
**Theresa Condor**  
**President, Chief Executive Officer and Director**  
**(Principal Executive Officer)**

Date: April 4, 2025

By: /s/ Thomas Krywe  
**Thomas Krywe**  
**Interim Chief Financial Officer**  
**(Principal Financial and Accounting Officer)**